NGĀTI RANGINUI

ANNUAL REPORT 2026

PŪRONGO Ā-TAU
1 JULY 2025 – 30 JUNE 2026



ANNUAL GENERAL MEETING

NGĀTI RANGINUI IWI SOCIETY INC
ANNUAL GENERAL MEETING

Time: 9:00am

Date: Sunday, 29 November 2026

Venue: Huria Marae
1 Te Kaponga Street, Huria, Tauranga

CONTENTS

3 AGM Agenda

5 Minutes of Previous AGM

9 Action Schedule

11 Attendance Register

13 Ranginui in Numbers

15 Chairman's Report

19 CEO Report

21 Consolidated Financial Report

54 Performance Report

AGM AGENDA

9:00am Registrations open

9:30am AGM of Ngāti Ranginui Iwi Society Incorporated

- Karakia / Mihi
- Apologies
- Minutes of Previous AGM
  (30th November, 2025)
- Matters Arising
- Chairperson's Report
- Operations Report
- Annual Audited Financial Report
  (1st July 2025 – 30th June, 2026)
- General Business

11:30am He Peka Taonga Financials

11:45am AGM of Ngāti Ranginui Fisheries Trust

Lunch will be served at the conclusion of the hui.



MINUTES FROM LAST MEETING

MINUTES OF 2025 NGĀTI RANGINUI IWI SOCIETY INCORPORATED ANNUAL GENERAL MEETING

Tutereinga Marae – 89 Tangitu Road, Te Puna
30th November, 2025, 10:05am

Attendees:
Refer to attendance register

Karakia: **Te** Hiringa Rawson
Mihi & Waiata: Charlie Rahiri
Chairperson: Charlie Rahiri
Secretary: Teresa Samuel
Apologies: Aniwa Tawa, Brenda Mareroa, Candice Thomas, Dale Tawa, Donna Gardiner, Frank Kawe, Garrick Cooper, Jackson Titahi, Jacqui Rolleston-Steed, Jennifer Rolleston, Ngarino Te Waati, Sarah Tumai, Takehe Borell

Chairperson Welcome – Charlie Rahiri. Hui formally opened at 10.05am.

Motion	That the members approve the apologies received as noted
Moved	Julie Shepherd
Seconded	Miriama Te Wheoro
Carried	Unanimous

1. AGENDA AMENDMENTS

Agenda amended to include Deputy Chair candidates' kōrero.

2. DEPUTY CHAIR CANDIDATE KŌRERO

- **Destiny Leaf** (Pirirākau) – provided a brief profile kōrero.
- **Garrick Cooper** (Pirirākau/Ngāti Karaua) – profile was shared by Charlie Rahiri due to absence.
- **Suaree Borell** (Pirirākau) – provided a brief profile.

Charlie confirmed voting was open and would close at 11.00am, with results hoped to be announced during lunch.

3. PREVIOUS MINUTES

AGM (30 NOVEMBER, 2024)

Motion	That the minutes of the Ngāti Ranginui Inc Soc. AGM held on 30 November 2024 be confirmed as a true and accurate record
Moved	Janis Smith
Seconded	Raua Reihana
Carried	Unanimous

3.1. MATTERS ARISING

Minutes were taken as read – page-by-page review.
No matters arising from the minutes were raised.

3.2. ACTIONS UPDATE

- **Action 1** – Jurisdiction of Marae representatives versus hapū representatives regarding Taiao – investigate discussions being entered into.
  - *Update:* Where hapū take the lead, the Rūnanga will step back. If a consolidated view is required, the Rūnanga will work alongside marae. (Ongoing)
- **Action 2** – Vision Ranginui. Discussion will continue with the three entities regarding the review of Vision Ranginui, with an update to be provided.
  - *Update:* A committee has been formed with an Independent Chair: Nanaia Mahuta – Chair, Kiritapu Allan (NHoNRST), Johnny Williams (NRIFT) and Raua Reihana (NRI). (Ongoing)
- **Action 3** – PSGE – request for motions to be formally tabled with the PSGE on matters raised by the people.
  - *Update:* Action was completed with matters raised by the people tabled with the PSGE. They did not respond. However, two Hui-a-Iwi were held at Hairini and Huria Marae, where we were able to express our views. It was acknowledged that each hapū needs to hold its representatives accountable. (Completed)
- **Action 4** – Pursue further support for our people regarding addiction.
  - *Update:* Ongoing mahi. This government has a different view from ours as Māori, but we continue to have those discussions to find the best outcomes for our whānau. (Completed)
- **Action 5** – Examine a succession plan for governance and senior operational roles.



- ◊ *Update:* Each entity to submit a nominee; the committee to make the final selection. (Ongoing)

- **Action 6** – Discuss putting a member on the Tauranga Moana Advisory Group.
  - ◊ *Update:* Two members to form the group (including Charlie – TBC). (Ongoing)

QUESTIONS

- Faye Tutahi requested clarification on the selection process for Action 5; Charlie confirmed each entity will submit one candidate.
- Julie Shepherd requested further explanation of Action 1; Charlie reaffirmed NRI steps back when hapū take the lead.
- Huia Kuka sought elaboration on Action 4 and next steps. Charlie advised that mahi has been undertaken to source pūtea, including Te Ao Mārama contract alignment and kaupapa addressing addiction and gang impacts. Monthly meetings are held with other iwi regarding pūtea and key operations.

4. CHAIRPERSON'S REPORT

Refer to Chairperson's Report – Charlie Rahiri

KEY POINTS RAISED

- 2024 as a year of reset and renewal, with the Board strengthening relationships and refining strategic direction to lay strong foundations for a prosperous iwi future.
- Acknowledged the CEO, senior leadership and kaimahi, recognising their commitment to delivering contracts and new kaupapa – often beyond regular hours.
  - ◊ Charlie thanked whānau for the sacrifices that support this work.
- Key achievements included:
  - ◊ The return of Uenukurangi/Ranginui to Waitangi.
  - ◊ Strong cultural representation on the national stage.
  - ◊ Entering the housing market with the Ministry of Housing and Urban Development (MHUD) to deliver warm, safe homes that whānau can ultimately own.
- Financial turnaround confirmed, moving from an $800k deficit five years ago to a $16m net worth, achieved without settlement funds through partnerships, strong relationships, and growth of the property portfolio.
- Future vision outlined:
  - ◊ Iwi unity and influence across the city.
  - ◊ Whānau who are safe, healthy, politically informed, living in warm homes they own, while continuing to address the ongoing impacts of colonisation.

QUESTIONS

- No questions from the floor.

Motion	That the Chairperson's report be received
Moved	Pirihia McMath
Seconded	Sharon Mokanani
Carried	Unanimous

5. OPERATIONS REPORT

Refer to Chief Executive Report – Melanie Tata

KEY POINTS

- Privileged to work alongside the Chair and the Deputy Chair, board members and kaimahi.
- Acknowledged the rūnanga's legacy, and thanked whānau, marae, hapū and the board for the support across major kaupapa, including the waka return to Waitangi.
- Reported strong operational performance and finances driven by high compliance, quality, and accreditations that position the rūnanga as a preferred government provider.
- Highlighted the Uenukurangi symposium as a key step toward a unified iwi voice and a fit-for-purpose model for progressing whānau aspirations.
- Outlined growth in the housing portfolio (seven affordable homes) as a pathway to whānau home ownership and long-term equity, not just rental.
- Described expanded justice and care system involvement (courts, OT, Family Court) and future co-investment/economic initiatives with sister entities to reinvest surpluses back into whānau.
- Mel reported that it was her fifth year as CEO, and she is still enjoying the role.
- The report ended with Mel's five points of priority:
  - ◊ **Commissioning** – key strategic focus moving forward.

- ◊ **Capability** – a strategic asset that enables the rūnanga to "have skin in the game": contract-readiness, quality, compliance, accreditation and licences; skilled, flexible kaimahi who can pivot and add new kaupapa; and growth towards more hapū and marae-led service delivery.
- ◊ **Capacity** – ensuring sufficient scale and resources to support whānau, and the volume and resilience of "peoplepower" needed to keep taking on new kaupapa and maintain quality delivery of held contracts to support whānau and marae-led services.
- ◊ **Home ownership** – affordable homes as a pathway to equity and home ownership.
- ◊ **Economic growth** – driving long-term economic growth, creating sustainable employment opportunities, and generating surpluses that can be reinvested to improve outcomes for whānau.

- Miriama Te Wheoro acknowledged the Iwi for the support over the years and thanked the CEO, the Chair, and the board for their mahi.

QUESTIONS & RESPONSES

- Hemi Rolleston – What is the Chair's honorarium, when was it last reviewed, and when is the next review?
  - ◊ Josie Ririnui confirmed the Chair's honorarium is $1,400 a month.
  - ◊ The last review was in 2023. The following review is for 2026.

The Board members introduced themselves and the marae they represent.

- Josie Ririnui presented the Info-Metrix funding information, confirming a total distribution of $630k.
- Discretionary budget:
  - ◊ $90k discretionary budget.
  - ◊ New budget lines for Rātana and Hui Aranga were confirmed.
  - ◊ The CEO encouraged whānau to apply for funding, noting that application details and eligibility criteria are available on the Ranginui website.

6. NATIONAL IWI CHAIRS UPDATE (NICF)

KEY POINTS RAISED

- A caucus has been formed within the National Iwi Chairs, with the Chair actively participating.
- Upcoming Iwi Chairs hui:
  - ◊ February: Waitangi
  - ◊ June: Queenstown
  - ◊ November: Wellington
- The Chair highlighted ongoing litigation and collaborative actions, including evidence of the regional council's disestablishment and its direct impact.
- Collaboration with other Tauranga Moana iwi is ongoing, with weekly hui involving Ngāi Te Rangi and Ngāti Pūkenga, aiming for systematic change over time.
- Efforts are being made to create collective strength across iwi assets, including engagement with Ahu Whenua trusts and land corporations.
- The Economic Summit presents an opportunity to showcase Tauranga Moana iwi as united entities and to demonstrate leadership and capability.

QUESTIONS & RESPONSES

- Ngawa Hall – What influence do the Iwi Chairs have on the current government?
  - ◊ Charlie Rahiri – Confirmed ongoing litigation combined with collaborative action; highlighted evidence of regional council disestablishment and its direct impact.
- Rā Winiata – Is there collaboration with other Tauranga Moana iwi?
  - ◊ Charlie Rahiri – Yes; weekly hui with Ngāi Te Rangi and Ngāti Pūkenga are occurring, with systematic change expected to become more visible over time.
- Julie Shepherd – Will voting be incentivised?
  - ◊ Charlie Rahiri – Chairs are creating collateral to support engagement and participation.
- Whetu Rolleston – How does the 2 million hectares controlled by Ahu Whenua trusts relate to collective iwi strengths, and how can collaboration happen?
  - ◊ Charlie Rahiri – Noted the disconnect between land trusts, corporations, and iwi. Emphasised the need to bring trusts and corporations into the discussion to strengthen collective outcomes.
- Hemi Rolleston – Hosting the Economic Summit is a privilege; how should we approach it responsibly?
  - ◊ Charlie Rahiri – It is a great opportunity to showcase Tauranga Moana iwi united, demonstrate capability, and present as a collective of entities working together.

ACTION: Facilitate a discussion between the iwi, hapū, and Land Trusts to explore how they can collaborate.

Motion	That the Chief Executive Officer's Report be received
Moved	Charlie Rahiri
Seconded	Miriama Te Wheoro
Carried	Unanimous

7. ANNUAL AUDITED FINANCIAL REPORT (1 JULY 2024 TO 30 JUNE 2025)

- Refer to the Annual Audited Financial Report for 1 July 2024 to 30 June 2025 and the Summary of Annual Results (hand out).

- Presented by Linda Findlay – BDO.

KEY POINTS

- **Reporting format change:** the consolidation format has changed this year in line with updated government and generally accepted accounting requirements.
- **Group income growth:**
  - ◊ Combined contract income of $9.5m.
  - ◊ Interest income consistent with 2024.
  - ◊ Hayes Avenue investment supported by grant funding.
  - ◊ Total income increased from $10.2m to $14.3m year on year.
- **Expenses:** operating expenses increased compared with the prior year (including approximately $1.5m increase), reflecting growth in activity and delivery.
- **Net surplus:** overall surplus supported by gains in investment value.
- **Balance sheet – assets:**
  - ◊ Hayes Avenue investment funded through a $3.5m fund, including $1m iwi contribution.
  - ◊ Total assets increased from $16m to $21m.
- **Balance sheet – liabilities:** balance sheet remains strong and healthy, with asset-to-liability ratios confirming financial resilience.
- **Term deposits (TDs) and debt management:**
  - ◊ Use of TDs discussed; BDO confirmed this is a deliberate contingency and risk-mitigation strategy, ensuring liquidity to meet obligations if required.
  - ◊ Preference for TDs over immediate debt repayment was explained as part of prudent financial modelling.
- **Debt policy governance:**
  - ◊ Board-level debt policy confirmed as in place, reviewed regularly for reasonableness, and formally reviewed every three years.
  - ◊ Chair confirmed the policy will be reviewed again within the next three months, noting the need to remain flexible given upcoming matters.
- **Grant funding:** clarification sought on whether grants remain classified as koha, and discussion held on opportunities to secure additional grants in future.
- **Acknowledgements:** acknowledged Veronica Waiari (Tawhitinui marae representative/AFAR committee) for her financial leadership and contribution, along with the wider Board and the senior leadership team.

QUESTIONS & RESPONSES

- Bill Urwin – queried whether the MHUD grant remains classified as a koha.
- Hemi Rolleston – asked how similar grant funding could be accessed in future.
- Hemi Rolleston and Rā Winiata – asked whether the use of term deposits (TDs) forms part of a financial model.
  - ◊ Linda (BDO) confirmed TDs are used as a contingency measure, including to meet GST obligations on grant funding if required.
- Hemi Rolleston – queried how the Board and senior leadership set policy around higher-level debt.
  - ◊ Raua (AFAR Chair) confirmed that a debt policy is in place, formally reviewed every three years.
  - ◊ Linda (BDO) advised that the policy is checked annually for reasonableness.
  - ◊ Charlie confirmed the policy will be reviewed within the next three months, noting the need for flexibility due to upcoming matters.
  - ◊ Mel reinforced the focus on contingency planning, risk mitigation, readiness to pivot, and asset protection.
- A request was made to combine financial reports.
  - ◊ Linda (BDO) confirmed that, due to government, generally accepted accounting, and governance requirements, the reports must remain separate.

8. HE PEKA TAONGA FINANCIAL REPORT

- Refer to the He Peka Taonga Financial Report (hand out).

QUESTIONS

- No questions from the floor.

Motion	That the Annual Audited Financial Report for Ngāti Ranginui Iwi Society Group and He Peka Taonga be received and accepted.
Moved	Hemi Rolleston
Seconded	Rawiri Winiata
Carried	Unanimous

9. GENERAL BUSINESS

- The announcement of the election results for Deputy Chair is confirmed.
  - ◊ Suaree Borell is re-elected as Deputy Chair for a further term.

Karakia Whakamutunga – Te Hiringa Rawson.

Meeting closed at: 12.02pm

ACTION SCHEDULE

#	Date	Action	Who	Status
1	28/11/21	Jurisdiction of Marae representatives versus hapū representatives with regards to Taiao – investigate discussions being entered into. UPDATE: 30/11/25 – Where hapū take the lead, the Rūnanga will step back. If a consolidated view is required, the Rūnanga will work alongside marae.	Board Members	ONGOING
2	28/11/21	Vision Ranginui. Discussion will continue with the three entities regarding the review of Vision Ranginui, with an update to be provided. UPDATE: 30/11/25 – A committee has been formed, with an Independent Chair – Nanaia Mahuta, Kiritapu Allan (NHoNRST), Johnny Williams (NRIFT), Raua Reihana (NRI).	The Three-Entity Chairs	ONGOING
3	18/11/23	During the board's strategic planning discussions, the Chair will examine a succession plan for governance and senior operational roles. UPDATE: Each entity to submit a nominee; committee to select.	Chair	ONGOING
4	30/11/24	Discuss putting a member on the Tauranga Moana Advisory Group. UPDATE: Two members to form the group (including Charlie – to be confirmed).	Chair/CEO	WIP
5	30/11/25	Facilitate a discussion between the iwi, hapū, and Land Trusts to explore how they can collaborate.	Board/Operations	WIP
6	30/11/24	Pursue further support for our people regarding addiction.	Chair/CEO	COMPLET-ED



ATTENDANCE REGISTER

1	Alison Flavell	Waimapu marae / Ngāti Ruahine
2	Anahera Akuhata	Tūtereinga marae (Alt. Rep.) / Pirirākau
3	Andrea Ruff	Staff
4	Anne Hill	Ngāti Ranganui
5	Bill Evaroa	Pirirākau / Ngāti Hangarau
6	Charlie Rahiri	Wairoa / Huria
7	Chris Nepia	Ngāi Tamarāwaho
8	Courtney McVay	Staff
9	Dennis Jacob	Ngāti Hangarau
10	Des Tata	Huria marae / Ngāi Tamarāwaho
11	Destiny Leaf	Poutūterangi (Alt. Rep.) / Pirirākau
12	Diane Timu-Carter	Ngāti Kahu / Ngāti Rangi
13	Fay Tūtahi	Ngāti Kahu
14	Franklin Ririnui	Staff / Ngāi Te Ahi
15	Hauturu Palmer	Ngāti Ruahine
16	Hemi Rolleston	Hangarau
17	Hinewai Tūtahi	Ngāti Kahu / Ngāti Hē
18	Huia Kuka	Wairoa
19	Huia Matthews	Ngāi Tamarāwaho / Staff
20	Kipouaka Pukekura	Ngāi Te Ahi
21	Jackie Borell	Pirirākau
22	Jade Borell-Baber	Paparoa marae / Pirirākau
23	Jai Hika	Ngāi Te Ahi / Ngāti Hē
24	Jan Smith	Hangarau / Ngāti Kahu
25	Jasmine Waiari	Pirirākau
26	Josie Ririnui	Ngāi Te Ahi
27	Julie Shepherd	Pirirākau
28	Kahuera Rahiri	Wairoa / Huria
29	Katrina Jacob Brunt	Ngāi Te Ahi / Ruahine
30	Mandy Te Wheoro	Pirirākau / Ngāti Kahu
31	Marina Kawe-Peautolu	Hairini marae (Alt. Rep) / Ngāi Te Ahi
32	Mataora Hotoke	Ngāti Ranginui / Staff
33	Matemoana McDonald	Ngāi Te Ahi
34	Mel Tata	Ngāi Tamarāwaho
35	Michael Waru	Staff
36	Naomi Gardiner	Ngāi Te Ahi / Staff
37	Ngawa Hall	Pirirākau
38	Noeline Tuhakaraina	Poutūterangi marae / Pirirākau
39	Oriwa Lovett	Ngāi Te Ahi
40	Paula Coker	Ngāi Tamarāwaho / Staff
41	Parengamihi Gardiner	Ngāi Te Ahi
42	Pete Borell	Pirirākau
43	Pirinina McMath	Ngāi Te Ahi
44	Rana Witeri	Wairoa
45	Rāwiri Winiata	Ngāi Tamarāwaho
46	Roy Nathan	Hangarau / Staff
47	Rebecca Boyce	Staff (NRIFT)
48	Rosina Tuhakaraina	Pirirākau
49	Raua Reihana	Hangarau marae / Ngāti Hangarau
50	Sarah Tangitu	Pirirākau
51	Shilo Kuka	Ngāi Te Ahi / Ngāti Hē
52	Shirley Faulkner	Pirirākau
53	Sharon Mokanani	Ngāti Kahu / Ngāti Rangi
54	Stevie Courtney	Pirirākau
55	Suaree Borell	Pirirākau
56	Tamar Courtney	Pirirākau
57	Tania Tuhakaraina	Pirirākau
58	Tapina Taniora	Ngāi Te Ahi / Ngāti Ranganui
59	Tatai Allen	Hangarau / Wairoa / Ngāi Te Ahi / Staff
60	Taylor Delamere	Pirirākau
61	Te Hiringa Rawson	Pirirākau
62	Te Moanaroa Ngatoko	Ngāi Tamarāwaho
63	Te Ohu Eddie Brown	Ngāi Tamarāwaho
64	Temete Coulthard	Ngāi Te Ahi / Ngāti Hē
65	Teresa Samuel	Staff
66	Tommy Wilson	Pirirākau
67	Turapaki Gardiner	Hairini marae / Ngāi Te Ahi
68	Tīraroa Reweti	Ngāi Te Ahi / Ngāi Tamarāwaho
69	Tūreiti Keith	Ngāi Te Ahi
70	Ursula Guild	Ngāpuhi
71	Vanessa Leaf	Pirirākau
72	Veronica Waiari	Tawhitinui marae / Pirirākau



NGĀTI RANGINUI IN NUMBERS

9,074
registered beneficiaries

3,872
whānau supported over the year

TOTAL DISTRIBUTED

$401,300

39 initiatives across three areas



EVENTS	REPRESENTATION	URI & MARAE
$48,500	$205,000	$147,800
12% of total · 9 initiatives	51% of total · 9 initiatives	37% of total · 21 initiatives

LARGEST INITIATIVES



Bars share one scale. The Port of Tauranga Opposition bar is shortened (break mark) to fit.

DISTRIBUTIONS BY AREA

EVENTS $48,500

Te Kīkini o Te Rehutai	$10,000
Te Waka Pererua	$7,000
Poukai hosting	$7,000
Koroneihana	$6,000
Te Ranga commemoration	$5,000
Pukehinahina commemoration	$5,000
Te Kapahaka o Ngāti Ranginui	$5,000
Tauranga Moana, Tauranga Tangata	$2,000
ANZAC Day	$1,500

REPRESENTATION $205,000

Port of Tauranga Opposition	$150,000
Mauao rescue & recovery	$20,000
WBOP Magics	$15,000
Nga Taipakeke o Tauranga Moana	$5,000
Poukai	$5,000
Taakitimu wananga ki Heretaunga	$4,000
Hosting MFAT delegation	$3,000
Te Tarata commemoration	$2,000
Toi Tu Te Reo & Haka symposium	$1,000

URI & MARAE $147,800

Discretionary	$22,000
Managing Meth on the Marae project	$15,000
Ngā Matariki o Mauao wānanga	$10,000
Mauao remediation cultural monitoring	$10,000
Te Puna Tauranga Moana Hui Aranga (piupiu project)	$10,000
NRI Marae Wānanga	$10,000
Use of NRI Marquee	$10,000
Emergency Response	$9,000
Rangatahi holiday programme	$8,000
Kura Reo ki Tauranga	$5,000
Rātana	$5,000
Te Puna Tauranga Moana Hui Aranga	$5,000
10 x marae Tītī distribution	$4,800
Marae resilience wānanga (Hairini)	$4,500
Tuatara Collective	$4,000
Climate Change wānanga	$3,500
Taakitimu (Matariki)	$3,000
Pūwhariki Ringa Raupa	$3,000
Taakitimu waka pukaea	$2,500
Taakitimu (Waitangi Day)	$2,000
Waitā diving course	$1,500

All bars share one scale (full width = $25,000); the Port of Tauranga Opposition bar is shortened.

CHAIRMAN'S REPORT



Ko te Amorangi ki mua
Ko te Hāpai ō ki muri
Te tūturutanga mahi pono
O te Māori mana motuhake

He mangō pare amohia o te waka Tākitimu
Hei whakakuititanga, Hei whakakitenga

Tīhei Tākitimu e!

As I reflect on the year that has been, I am proud of what Te Rūnanga o Ngāti Ranginui has achieved. We have operated in an environment that has at times been challenging, with shifting political landscapes, policy changes, and increasing demands placed on iwi and community organisations. Despite this, our people have remained focused on what matters most: delivering for Ngāti Ranginui.

First and foremost, I want to acknowledge our management team and staff. Throughout the year, the Rūnanga has continued to perform strongly, meeting targets, fulfilling contractual obligations, and maintaining a high standard of service delivery across all areas of our organisation. This is no small achievement in the current climate, e mihi nui taioreore atu ana.

Beyond the day-to-day work, I want to recognise the commitment our staff show to our people and our kaupapa. Time and again, they step forward to support iwi events, marae initiatives, kapa haka activities, and opportunities that bring our whānau together. Whether it is tamariki, rangatahi, pakeke, or kaumātua, our team consistently works to create spaces where our people can participate, reconnect, and thrive. Their willingness to respond whenever needed, often well beyond what is expected, reflects the values of service and manaakitanga that sit at the heart of our organisation. They do a spectacular job, and I am deeply grateful for their dedication.

This success is guided by exceptional leadership from our Chief Executive Officer, Deputy Chief Executive Officer, and management team. Their steady leadership, strategic thinking, and commitment to our aspirations have created an environment where staff can succeed and where the organisation can continue to grow. The result is strong staff morale, positive visibility for our iwi, and most importantly, a robust financial position that continues to demonstrate growth and stability for the future.

It has once again been a busy year. One of the lessons that continues to hold true is the importance of relationships. In an environment where resources are increasingly contested and decisions are often complex; relationships matter more than ever. We have worked hard to maintain and strengthen our relationships with fellow iwi leaders through the Iwi Chairs Forum, while also continuing to build meaningful partnerships across Tauranga Moana, the Bay of Plenty region, and beyond. These relationships are critical to advancing the aspirations of our people, ensuring our voice is heard, and creating opportunities for future generations.

This year was also marked by the tragic events at Mauao and Te Whāro. While these events deeply affected our communities, they also highlighted the strength and unity that exists within Tauranga Moana. Our response demonstrated a growing collegiality amongst the three iwi of Tauranga Moana, in response to the tragic events. Together, we responded with compassion for those affected while also taking a strategic approach to the challenges ahead.

As climate change continues to increase the frequency and severity of adverse weather events, we know these challenges are unlikely to diminish. Instead, they reinforce the importance of preparedness and resilience within our communities. As an iwi, we remain committed to supporting our people and our marae to be better prepared for future events, ensuring they have the capability, knowledge, and networks required to respond and recover effectively when needed.

In this regard, I wish to acknowledge all those who have contributed to the response and recovery efforts associated with Mauao since January. Many individuals and organisations have invested considerable time, expertise, and commitment into this work. While much remains to be done, the contribution and commitment from those that run and maintain our marae must be acknowledged as their contribution is significant and should not go unnoticed.

Remaining with Mauao, a place of immense significance to Ngāti Ranginui and the wider Tākitimu waka, one of the highlights of the year was securing the Tākitimu – Te Kahu o Te Amorangi Festival for 2028. This is a moment of genuine excitement for our iwi. It provides an opportunity to celebrate who we are, to strengthen connections with our whanaunga iwi across the Tākitimu confederation, and to showcase the richness of our culture, history, and aspirations. Most importantly, it gives us something positive to look forward to as we continue shaping our future together as uri o Tākitimu.

Looking ahead, we remain committed to advancing Uenukurangi and the aspirations our people have consistently reinforced through engagement in both 2018 and 2024. The direction our people have set is clear, and there has never been a better time for us to consolidate our efforts. Through both natural evolution and the practical reality that the three Ngāti Ranginui entities currently share the same chairperson, closer alignment has continued to develop across a number of key kaupapa.

Over the past year, the three entities have worked increasingly closely together on matters including Uenukurangi, our opposition to the development in the Port of Tauranga, sponsorship and support of significant events, and a strengthened collective presence at major kaupapa. This growing alignment is creating greater efficiency, improved coordination, and stronger advocacy on behalf of our people. I am confident that this momentum will continue and that, together, we can accelerate progress towards the aspirations of Uenukurangi, with 2027 shaping as an important year in that journey.

As Chair, I remain optimistic about the future. While challenges undoubtedly remain, our iwi continues to demonstrate resilience, capability, and an unwavering commitment to our people. We are stronger because of our relationships, clearer because of our shared aspirations, and better positioned because of the work undertaken by those who serve our iwi every day.

Finally, I extend my sincere thanks to my fellow rūnanga members, Deputy Chair Suaree Borell, Management, staff, marae leaders, volunteers, whānau, and all those who contribute to the wellbeing and advancement of Ngāti Ranginui and our confederated hapū and Marae. The progress we have made is the result of collective effort and shared commitment.

Together, we have delivered another positive and progressive year for our iwi. As we look toward the opportunities ahead, I am confident that Ngāti Ranginui will continue to grow, always guided by our values, our whakapapa, and our enduring commitment to future generations.

Kia hora te marino
Kia papapounamu te moana
Kia tere te kārohirohi



Charlie Rahiri
Chairman



TMKT




















TE MANA KUATAKI
TMKT
MATAATUA · TAKITIMU













CEO REPORT



Tēnā koutou e ngā uri, ngā whānau, ngā hapū me ngā marae o Ngāti Ranginui.

The past year reflects the value of our Board's strategic leadership and their decisions that have guided operations. From the Board's direction, the team has continued to strengthen the financial position, broaden our services and build the capability to respond to the changing needs of our hapori. The Board's November 2025 strategic review reaffirmed our priorities across whānau wellbeing, mātauranga Māori, economic independence, housing, environmental protection and the collective aspirations of Ngāti Ranginui.

At the heart of this direction is our responsibility to ensure that the strength we build as an organisation translates into meaningful outcomes. That responsibility is becoming increasingly important as Tauranga Moana continues to grow. While the region is experiencing significant development and economic opportunity, many whānau are facing increasing pressure from the cost of living, housing insecurity and the growing complexity of their health and social needs. Housing remains one of our most pressing priorities, with our teams working alongside whānau experiencing homelessness and housing instability. We recognise that having a secure home is fundamental to whānau wellbeing, providing the stability needed to support tamariki, maintain employment, improve health and plan for the future.

Responding to these challenges has required us to continually adapt our services. Across health, housing, education, justice and whānau support, we have maintained a strong presence despite an increasingly unpredictable government funding environment. Some contracts have concluded or been reduced, while others have been renewed, reshaped or newly established. Our investment in workforce development, quality systems and accreditation has allowed us to navigate these changes while continuing to provide essential support. Importantly, our focus remains on the needs of whānau rather than simply the contracts we deliver.

While much of our work responds to immediate need, we must also look beyond the challenges facing our people today. Through Ka Rapu Ka Kimi, our Ngāti Ranginui Talent Mapping project, we undertook six months of engagement, receiving 900 survey responses from uri about their skills, talents and aspirations. This work encourages us to look beyond government measures of disadvantage and recognise the strengths and potential already within our iwi. Aspirations for meaningful careers, financial

independence, home ownership and opportunities for tamariki have provided valuable direction for future investment. Our responsibility is not only to support whānau through difficult circumstances, but to create opportunities for them to shape their own futures.

The importance of strong, connected communities has also been evident in our collective response to emergencies across Tauranga Moana. The tragedy at Mauao was a profound reminder of our responsibilities to our Taiao and to one another, while highlighting the extraordinary contribution of marae during times of crisis. Our marae continue to provide shelter, manaakitanga, leadership and trusted connections when communities need them most. Alongside Ngāi Te Rangi and Ngāti Pūkenga, we have continued to advocate emergency preparedness, marae resilience and a collective approach to recovery. This work reinforces the importance of recognising iwi and marae as essential partners in the region's emergency response capability.

Being able to respond to these immediate challenges while planning ahead depends on having a strong and sustainable organisation. Financially, Ngāti Ranginui remains well positioned, with consolidated revenue of $10.73 million and net assets of $17.32 million. Through prudent financial management, debt reduction and continued investment in our operations, we have strengthened our resilience in a changing funding environment. More importantly, this provides greater independence and the ability to consider opportunities beyond government-funded services, including housing, marae initiatives and wider economic opportunities.

Behind all this work is our team. I am particularly proud of our Deputy CE and management team, whose leadership and commitment have been outstanding in navigating increasingly complex service environments and supporting both the teams and whānau we serve. To our wider kaimahi, thank you for the care, professionalism and manaakitanga you bring to your mahi. You are the people delivering these services, finding solutions and building trusted relationships every day. The strength of our organisation is reflected in the dedication of those who carry this mahi. I acknowledge our Board for the continued leadership, our kaumātua for their guidance, and our hapū, marae and iwi partners for their collective contribution.

As we look ahead, our focus remains on protecting the strength we have built, responding to the growing needs of our communities and creating opportunities that extend beyond immediate service delivery. Our success is not simply measured by the services we deliver or the financial position we hold, but by the stability we help strengthen for whānau and opportunities we leave for future generations.

Tēnā koutou, tēnā koutou, tēnā tātou katoa.



Melanie Tata
Kaiurungi | Chief Executive Officer

CONSOLIDATED FINANCIAL STATEMENTS

For the year ended
30 June 2026

23 Directory

24 Statement of Service Performance

27 Statement of Comprehensive Revenue & Expenses

28 Statement of Changes in Equity

29 Statement of Financial Position

31 Statement of Cashflow

33 Notes to the Financial Statements

50 Notes to the Financial Statements
Property, Plant & Equipment

52 Independent Auditor's Report



Directory

Ngāti Ranginui Iwi Society Incorporated
For the year ended 30 June 2026

Nature of Business

Ngāti Ranginui Iwi Society Incorporated is an incorporated society under the Incorporated Societies Act 2022 and is a charity registered under the Charities Act 2005. The society is an iwi organisation that provides advocacy, leadership and services to promote the interests of Ngāti Ranginui and our communities of interest. The organisation's core business is the promotion of health and social development, corporate services and leadership and strategic representation on policy, environmental and resource management issues, education, language revitalisation, managing fishing asset, and other areas of interest.

Incorporated Society & Charities Services

Incorporated Society Registration Number 484924	Charities Registration Number CC37691

Executive (Runanga)

There have been changes in executive management during the year ended 30 June 2026.

Chairperson:		Charlie Rahiri
Deputy Chairperson:		Marion Suaree Borell
Marae Representatives:	Hairini	Joseph Turapaki Gardiner (Alternate: Marina Kawe-Peautolu)
	Hangarau	Raua Reihana (Alternate: Veronica Seddon)
	Huria	Desmond Tata (resigned 31/05/2026)(Adrian Ngairo Eruera appointed 31/12/2025)
	Paparoa	Jade Borell-Baber
	Poututerangi	Noeline Tuhakaraina
	Tawhitinui	Veronica Waiari (Alternate: Brian Nicholas)
	Tuapiro	Candice Thomas (Alternate: Piripi Paraeana)
	Tutereinga	Jacqui Rolleston-Steed (Alternate: Anahera Akuhata)
	Waimapu	Alison Flavell (Alternate: Barbie Waaka)
	Wairoa	Brendon Ngarino Te Waati

Bankers

ANZ Tauranga

Auditors

BDO Tauranga

Business Address

166 Seventeenth Avenue, Tauranga

Consolidated Statement of Service Performance

Ngāti Ranginui Iwi Society Incorporated
For the year ended 30 June 2026

Who are we and why do we exist?

Ngāti Ranginui Iwi Society Incorporated Group's purpose is to communicate, support, educate, and provide social services that help to improve the health and lives of its Iwi members.
Ngāti Ranginui Iwi Society Incorporated (commonly referred to as Te Ngāti Ranginui Iwi) has a significant 25 year history in providing culturally focused services that improve the social, health and economic wellbeing of Māori in Tauranga Moana. The legal status of the Rūnanga was established under the Incorporated Societies Act 2022 on the 12th day of September 1990 the Rūnanga became fully registered as an Incorporated Society on the 14th day of November 1991. The Rūnanga is a hapu based Maori organisation whose governance is provided by a Board of 10 elected Marae representatives.
Our progress to date has been anchored by the strategic priorities outlined under our vision, Kia tū te mana o Ngāti Ranginui, which include One Vision, Uenukurangi, Mātauranga a Ranginui, Well-being, Lifelong Learning and Education, Economic Development, Environmental Sustainability, and Housing Innovation. These pillars have guided our direction, ensuring that every initiative supports the broader aspirations of Ngāti Ranginui. This strategy has empowered us to respond effectively to both opportunities and challenges, embedding a strong foundation that is unapologetically Ranginui.

We have identified three strategic priorities for 2026/2027: Economic and Employment Opportunities: Boost job creation and workforce development, providing sustainable pathways for whānau. Educational Advancement: Enhance lifelong learning and financial literacy programs to foster personal growth and economic independence. Sustainable Housing Solutions: Develop housing initiatives that address affordability and security. These priorities align with our commitment to advancing the aspirations of Ngāti Ranginui, supporting growth in housing, education, employment, and financial well-being. They will serve as benchmarks for progress and reflect our dedication to sustainability and community-focused

The organisations goals are to:

- To promote and advance the interests of the Ngāti Ranginui Iwi and all of its members within New Zealand.
- To provide and be concerned with the provision of facilities and amenities which will foster the moral, intellectual, spiritual and social life of the Ngāti Ranginui Iwi within New Zealand.
- To promote the health, spiritual, physical and economic well-being of all members of the Ngāti Ranginui Iwi within New Zealand.
- To promote and maintain liaison with similar and other organisations and with central and local government.
- To provide effective representation for the Ngāti Ranginui Iwi and all of its members within New Zealand.
- To recognise and determine tino rangatiratanga for Ngāti Ranginui as pertaining to the Treaty of Waitangi.
- To uphold the mana of Tākitimu ki Tauranga Moana.

Description and Quantification of the Entity's Outputs

The entity provided the following outputs during the year:

Communications	Quantity 2026	Quantity 2025	Measure
Members Registered for Communications	9,074	8,443	Members
Members Registered on Social Media	5,745	5,741	Members

Education	Quantity 2026	Quantity 2025	Measure
Mana Whenua Scholarships	-	$5,000	Invested into Iwi teachers
Whānau Engagement	-	157	Tamariki / Rangatahi supported
Attendance Service Advisor	189	66	Tamariki/Rangatahi Supported
Tautiaki Navigator	30	70	Tamariki/Rangatahi Supported
Toikuranui	-	32	Kura/Schools Supported

Education:
Mana Whenua Scholarships: No expenditure was incurred on Mana Whenua Scholarships during the current year

Whanau Engagement: No Whānau Engagement services were delivered during the current year as the associated service contract concluded during the prior year.

Toikuranui: No services were delivered under the Toikuranui programme during the current year as the associated contract concluded during the prior year.

Environment	Quantity 2026	Quantity 2025	Measure
Representation on BOP Regional Council	1	1	Part time Kaimahi
Water Quality Research Project	4	6	Full time Kaimahi

Environment:
Advice to Marae regarding Fresh Water Reforms: No advice was provided during the year.

Health	Quantity 2026	Quantity 2025	Measure
Healthy Lifestyles	50	51	Tamariki / Rangatahi supported
Rangiora Health Hub	1,273	1,680	Immunisations administered
Te Piripoho Safe Sleeping	159	138	Hapū mama supported
Te Ahunga Whanau	438	235	Whanau/Community Supported
Vocational Services	50	19	Supported to Participate in Community/Employment Opportunities
Tamariki Ora Well Child Service	64 3 11	32 3	Wellness Checks Education Sessions Held
Community Nutrition	160	135	Whanau Engaged
YJ Heads Assessments	-	27	Health Assessments

Home & Community Support	257	180	Whanau/Community Receiving In Home Support

Health:
YJ Heads Assessments: No YJ Heads Assessments were completed during the current year as the associated service contract concluded during the prior year.

Social Services	**Quantity 2026**	**Quantity 2025**	**Measure**
Te Karoro - Supported Accommodation	10 1 2	8 3 1	Referrals Independent Living Exited
Navigation Services	28 7	10 4	Referrals Housing Placement
NPT-Emergency Placements	38	52	Placements
Resource Kaimahi	6	9	Whanau employed
Shared Care	5 2	6 3	Tamariki housed with whanau Volunteer Whanau Caregivers
Sustaining Tenancies	52	45	Whanau supported
Whanau Support	82	85	Whanau supported
YJ Mentoring	13 10 7	13 23 14	Referrals Exited the Programme Met 100% Goals

Tau Ora Services	**Quantity 2026**	**Quantity 2025**	**Measure**
Mataora Counselling Services	72 103 90 60 88 59 73 98	61 117 98 60 65 82 46	AOD Groups Adult Trauma Therapy Tamariki Trauma Therapy Trauma Counselling Traditional Healer Mauri Tau Peer Support Mauri Tau Workshops
Haumaru Whanau	60	124 15 23	Tane Wahine Tamariki
MOJ/DOC Non-Violence & Safety Programmes	14 8	- -	Wahine Tamariki
Whanau Protect Safety Alarm Install	4	1	High Risk Whanau
Te Ao Mārama - Tauihui Service	359	111	Participants

Consolidated Statements of Comprehensive Revenue and Expenses

Ngāti Ranginui Iwi Society Incorporated
For the year ended 30 June 2026

	NOTES	2026 GROUP	2025 GROUP	2026 PARENT	2025 PARENT
Revenue					
Revenue From Exchange Transactions	4	134,716	604,365	711,484	1,278,347
Revenue From Non-Exchange Transactions	4	10,594,531	13,176,946	7,075,464	6,231,241
Total Revenue		**10,729,247**	**13,781,311**	**7,786,948**	**7,509,588**
Other Income					
Other Income	5	494,692	561,476	233,917	653,527
Total Other Income		**494,692**	**561,476**	**233,917**	**653,527**
Expenses					
Operating Expenses	6	2,762,415	2,866,817	2,236,544	2,422,238
Administration Expenses	7	624,816	548,195	729,690	616,886
Employee Benefit Expenses	8	6,854,021	6,439,668	4,490,304	3,960,470
Grants and Koha	9	74,754	27,510	74,754	27,510
Total Expenses		**10,316,007**	**9,882,190**	**7,531,292**	**7,027,104**
Net finance cost					
Finance Charges		163,468	200,197	-	-
Total Net finance cost		**163,468**	**200,197**	**-**	**-**
Share of equity accounted investees surplus/(deficit) for the year					
Share of equity accounted investees surplus/(deficit) for the year	13	(307,603)	(510,750)	(307,603)	(510,750)
Surplus for the Year		**436,861**	**3,749,650**	**181,970**	**625,261**
Other Comprehensive Income					
Financial Assets Revaluation					
Fair Value Gain on Financial Asset Revaluation		116,297	122,452	116,297	122,452
Total Other Comprehensive Income		**116,297**	**122,452**	**116,297**	**122,452**
Total Comprehensive Revenue and Expenses		**553,158**	**3,872,102**	**298,267**	**747,713**

The financial statements should be read in conjunction with the accompanying Independent Auditors Report.

Consolidated Statements of Changes in Equity / Net Assets

Ngāti Ranginui Iwi Society Incorporated
For the year ended 30 June 2026

	NOTES	FINANCIAL ASSET REVALUATION RESERVE $	ACCUMULATED COMPREHENSIVE REVENUE AND EXPENSES	TOTAL EQUITY $
Group:				
2025				
Balance at 30 June 2024		212,215	12,683,517	12,895,732
Total Comprehensive Revenue & Expenses		122,452	3,749,650	3,872,102
Balance at 30 June 2025		**334,667**	**16,433,167**	**16,767,834**
2026				
Balance at 30 June 2025		334,667	16,433,167	16,767,834
Total Comprehensive Revenue & Expenses		116,297	436,861	553,158
Balance at 30 June 2026		**450,964**	**16,870,028**	**17,320,992**

	NOTES	FINANCIAL ASSET REVALUATION RESERVE $	ACCUMULATED COMPREHENSIVE REVENUE AND EXPENSES	TOTAL EQUITY $
Parent:				
2025				
Balance at 30 June 2024		212,215	11,245,096	11,457,310
Total Comprehensive Revenue & Expenses		122,452	625,263	747,715
Balance at 30 June 2025		**334,667**	**11,870,359**	**12,205,026**
2026				
Balance at 30 June 2025		334,667	11,870,359	12,205,026
Total Comprehensive Revenue & Expenses		116,297	181,970	298,267
Balance at 30 June 2026		**450,964**	**12,052,329**	**12,503,293**

The accompanying notes form part of the financial statements.

Consolidated Statements of Financial Position

Ngāti Ranginui Iwi Society Incorporated
As at 30 June 2026

	NOTES	GROUP 2026 $	GROUP 2025 $	PARENT 2026 $	PARENT 2025 $
Assets					
Current assets					
Cash and Cash Equivalents	10	4,929,355	1,659,346	4,750,668	1,349,135
Investments in Financial Assets	11	2,553,519	5,823,130	1,847,519	5,148,705
Accounts Receivable	12	1,387,858	1,471,476	765,684	1,027,449
Prepayments		22,371	24,470	22,371	24,470
Total Current assets		**8,893,104**	**8,978,422**	**7,386,243**	**7,549,759**
Non current assets					
Property, plant and equipment	25	5,647,495	5,812,660	288,676	306,228
Intangible Assets	14	165,139	165,139	165,139	165,139
Investments in Financial Assets	11	531,000	416,040	531,000	416,040
Equity accounted investees		928,647	1,236,250	928,647	1,236,250
Investment property	15	4,812,335	4,549,321	256,693	-
Related party receivables	18	-	-	5,025,904	3,824,902
Total Non current assets		**12,084,616**	**12,179,410**	**7,196,059**	**5,948,559**
Total Assets		**20,977,720**	**21,157,832**	**14,582,301**	**13,498,317**
Liabilities					
Current liabilities					
Accounts Payable	19	304,199	235,791	194,291	189,601
Employee entitlements	21	661,264	578,984	423,144	324,616
GST payable		571,378	400,192	451,813	277,111
Other current liabilities		-	-	500,000	300,000
Income Received In Advance	20	508,931	193,892	508,931	193,892
Borrowings	22	115,852	2,423,953	-	-
Total Current liabilities		**2,161,623**	**3,832,812**	**2,078,179**	**1,285,220**
Non current liabilities					
Borrowings	22	1,494,276	549,116	-	-
Other Non Current Liabilities		2,200	8,070	2,200	8,070
Total Non current liabilities		**1,496,476**	**557,186**	**2,200**	**8,070**
Total Liabilities		**3,658,099**	**4,389,998**	**2,080,379**	**1,293,290**
Net Assets		**17,319,620**	**16,767,834**	**12,501,922**	**12,205,027**

The financial statements should be read in conjunction with the accompanying Independent Auditors Report.

	NOTES	GROUP 2026 $	GROUP 2025 $	PARENT 2026 $	PARENT 2025 $
Total Equity					
Retained Earnings		16,870,027	16,433,166	12,052,329	11,870,359
Financial Asset Revaluation Reserves		449,593	334,668	449,593	334,668
Total Total Equity		**17,319,620**	**16,767,834**	**12,501,922**	**12,205,027**

Signed by:



_____Trustee 20 November 2026



_____Trustee 20 November 2026

The financial statements should be read in conjunction with the accompanying Independent Auditors Report.

Consolidated Statements of Cashflows

Ngāti Ranginui Iwi Society Incorporated
For the year ended 30 June 2026

	NOTES	2026 GROUP	2025 GROUP	2026 PARENT	2025 PARENT
Statement of Cashflows					
Cashflows From Operating Activities					
Cash was Provided From:					
Cash Received From Customers		11,167,494	9,650,086	8,292,275	6,658,797
Grants, Bequests & Koha		295,000	4,222,244	175,000	752,677
Dividends Received		14,045	12,740	14,045	12,740
Interest Received		149,382	239,787	114,969	189,140
GST		171,936	109,327	174,702	86,443
Cash was Applied To:					
Employee & Supplier Payments		(9,832,586)	(9,702,415)	(7,236,626)	(7,016,786)
Grants, Koha & Donations		(74,754)	(27,510)	(74,754)	(27,510)
Total Cashflows From Operating Activities		**1,890,517**	**4,504,260**	**1,459,611**	**655,501**
Cashflows From Investing Activities					
Cash was Applied To:					
Purchase of Property, Plant & Equipment		(102,905)	(68,287)	(102,905)	(55,603)
Purchase of Investment Property		(256,693)	(4,641,992)	(256,693)	-
Investment in Financial Assets		(234,576)	(649,681)	(197,478)	(287,084)
Total Cash was Applied To:		**(594,174)**	**(5,359,960)**	**(557,076)**	**(342,687)**
Total Cashflows From Investing Activities		**(594,174)**	**(5,359,960)**	**(557,076)**	**(342,687)**
Cashflows from Financing Activities					
Cash was Provided From:					
Loan Funds Received		945,160	925,218	-	-
Cash was Applied To:					
Distributions Paid		-	-	-	(6,478)
Loan Repayments		(2,308,101)	(177,144)	-	(9,878)
Interest Paid		(163,391)	(191,417)	-	-
Related Party Advance		-	-	(1,001,002)	52,366
Total Cash was Applied To:		**(2,471,492)**	**(368,561)**	**(1,001,002)**	**36,010**
Total Cashflows from Financing Activities		**(1,526,332)**	**556,657**	**(1,001,002)**	**36,010**
Total Statement of Cashflows		**(229,989)**	**(299,044)**	**(98,467)**	**348,824**

The financial statements should be read in conjunction with the accompanying Independent Auditors Report.

	NOTES	2026 GROUP	2025 GROUP	2026 PARENT	2025 PARENT
Reconciliation of Cash and Cash Equivalents					
Movement in Cash and Cash Equivalents		(229,989)	(299,044)	(98,467)	348,824
Cash and Cash Equivalents at the Beginning of the Year	10	1,659,346	1,958,390	1,349,135	1,000,310
Cash and Cash Equivalents at the End of the Year	10	1,429,355	1,659,346	1,250,668	1,349,135

The financial statements should be read in conjunction with the accompanying Independent Auditors Report.

Notes to the Consolidated Financial Statements

Ngāti Ranginui Iwi Society Incorporated
For the year ended 30 June 2026

1. Statement of Accounting Policies

Reporting entity

Ngāti Ranginui Iwi Society Incorporated (the "Society") is an incorporated society under the Incorporated Societies Act 2022 and is a charity registered under the Charities Act 2005, domiciled in New Zealand. The Society (the "Parent") and its subsidiaries, Ngāti Ranginui Limited Partnership and Ngāti Ranginui Home & Community Support Services Company Limited, comprise the Ngāti Ranginui Iwi Society Incorporated ("the Group").

The Society and the Group are considered public benefit entities for the purposes of financial reporting in accordance with the Financial Reporting Act 2013.

Ngāti Ranginui Iwi Society Incorporated is an iwi organisation that provides advocacy, leadership and services to promote the interests of Ngāti Ranginui and our communities of interest.

The organisation's core business is the promotion of health and social development, corporate services and leadership and strategic representation on policy, environmental and resource management issues, education, language revitalisation, managing fishing assets and other areas of interest.

2. Basis of preparation

The consolidated financial statements have been prepared on a going concern basis. Accounting policies are selected and applied in a manner which ensures that the resulting financial information satisfies the concepts of relevance and reliability, thereby ensuring that the substance of the underlying transactions or other events is reported.

(i) Statement of Compliance

The consolidated and separate financial statements have been prepared in accordance with New Zealand Generally Accepted Accounting Principles (“NZ GAAP”). They comply with the Public Benefit Entity Standards Reduced Disclosure Regime (“PBE Standards RDR”) as appropriate for Tier 2 not-for-profit public benefit entities, and disclosure concessions have been applied. Per PBE IPSAS 1.63(b) the financial statements are a consolidated set containing the controlling entity and the controlled entities.

For the purposes of complying with NZ GAAP the Society is a public benefit not-for-profit entity and is eligible to apply PBE IPSAS RDR (in full) on the basis that it does not have public accountability and it is not defined as large. These financial statements were authorised for issue by the Executive Committee on the 20 November 2026.

(ii) Change in Accounting Policies

There have been no changes in accounting policies of the Group. All policies have been applied on a basis consistent with those used in the previous year.

(iii) Measurement Basis
The consolidated financial statements have been prepared on the historical cost basis except for the following material items in the statement of financial position, which are measured at fair value:

- Investments (Note 11).

(iv) Functional Currency
The financial statements are presented in New Zealand dollars ($) which is the controlling entity’s functional and Group and Parent's presentation currency, rounded to the nearest dollar.

(v) Goods and Services Tax
All balances are presented net of goods and services tax (GST), except for receivables and payables which are presented inclusive of GST.

3. Use of Judgements and Estimates

The preparation of the financial statements requires management to make judgements, estimates and assumptions that affect the application of accounting policies and the reported amounts of assets, liabilities, income and expenses. Actual results may differ from those estimates.

4. Revenue

	2026 GROUP	2025 GROUP	2026 PARENT	2025 PARENT
Revenue from exchange transactions				
Private Arrangement Revenue	67,831	10,900	-	-
Services Contributions Contract Income	56,749	579,965	701,348	1,264,847
Quota Income	10,136	13,500	10,136	13,500
Total Revenue from exchange transactions	**134,716**	**604,365**	**711,484**	**1,278,347**
Revenue from non-exchange transactions				
Koha & Grants Received	175,000	4,222,244	175,000	752,677
Funding Income	10,419,531	8,954,702	6,900,464	5,478,563
Total Revenue from non-exchange transactions	**10,594,531**	**13,176,946**	**7,075,464**	**6,231,241**
Total Revenue	**10,729,247**	**13,781,311**	**7,786,948**	**7,509,588**

Revenue Accounting Policy

Revenue is recognised when the amount of revenue can be measured reliably and it is probable that economic benefits will flow to the Group and Parent, and is measured at the fair value of consideration received or receivable.

The following specific recognition criteria in relation to the Group and Parent's revenue streams must also be met before revenue is recognised.

(i) Revenue From Exchange Transactions
Exchange revenue is revenue received in exchange for goods or services of approximate equal value.

Service Contributions
Fee income received in exchange for administration services is recognised upon invoice .

(ii) Revenue From Non-Exchange Transactions
Non-exchange transactions are those where the Group and Parent receives an inflow of resources ((i.e. cash and other tangible or intangible items) but provides no (or nominal) direct consideration in return.

With the exception of services-in-kind, inflows of resources from non-exchange transactions are only recognised as assets where both:
• It is probable that the associated future economic benefit or service potential will flow to the entity, and

• Fair value is reliably measurable.
Inflows of resources from non-exchange transactions that are recognised as assets are recognised as non-exchange revenue, to the extent that a liability is not recognised in respect to the same inflow.

Liabilities are recognised in relation to inflows of resources from non-exchange transactions when there is a resulting present obligation as a result of the non-exchange transactions, where both:

- It is probable that an outflow of resources embodying future economic benefit or service potential will be required to settle the obligation, and
- The amount of the obligation can be reliably estimated.

The following specific recognition criteria in relation to the Group and Parent's non-exchange transaction revenue streams must also be met before revenue is recognised.

Contract Income
Revenue from services rendered is recognised in the consolidated and separate surplus and deficit when it is probable that the economic benefits associated with the transaction will flow to the Group and Parent. Contract income is recognised when income is received, unless the Group and Parent is required to repay the income if requirements are not met. A liability is recognised to the extent that such milestones in the contract are unfulfilled at the end of the reporting period. As there is no exchange of equal value being provided back to the funder, contract income has been assessed as being a non-exchange transaction.

Grants and Koha
The recognition of non-exchange revenue from Grants, Donations, Legacies and Bequests depends on the nature of any stipulations attached to the inflow of resources received, and whether this creates a liability (i.e. present obligation) rather than the recognition of revenue.

Stipulations that are 'conditions' specifically require the Group and Parent to return the inflow of resources received if they are not utilised in the way stipulated, resulting in the recognition of a non-exchange liability that is subsequently recognised as non-exchange revenue as and when the 'conditions' are satisfied.

Stipulations that are 'restrictions' do not specifically require the Group and Parent to return the inflow of resources received if they are not utilised in the way stipulated, and therefore do not result in the recognition of a non-exchange liability, which results in the immediate recognition of non-exchange revenue.

5. Other Income

	2026 GROUP	2025 GROUP	2026 PARENT	2025 PARENT
Gain on transfer of property	-	-	-	268,347
Investment Income	163,427	329,251	129,014	278,604
Rental Income	226,362	125,649	-	-
Sundry Income	104,903	106,577	104,903	106,577
Total Other Income	**494,692**	**561,476**	**233,917**	**653,527**

Other Income Accounting Policy

Other income is recognised when it is probable that the economic benefits or service potential will flow to the entity and the revenue can be reliably measured. It includes income from:
- Rental income
- Interest and dividend income
- Gain on transfer of property

Expenses

Included in within the expenses are the following :

	2026 GROUP	2025 GROUP	2026 PARENT	2025 PARENT
6. Operating Expenses				
Accounting Fees	17,125	21,138	11,625	12,300
Audit of Financial Statements	57,162	45,025	32,210	20,500
Business Support	105,225	76,246	87,256	66,441
Depreciation	261,749	195,635	120,456	45,782
Hospitality & Hui	69,973	56,761	64,895	55,431
Insurance	84,690	82,933	68,862	64,964
Iwi Support & Assistance	21,354	288,655	21,354	288,655
Legal Fees	17,648	21,549	17,227	21,549
Other Expenses	399,324	275,091	425,023	306,691
Project & Programme Costs	638,110	568,129	637,915	527,823
Staff Expenses	476,887	802,040	150,096	590,058
Trustee Fees & Honoraria	374,530	207,025	374,530	207,025
Vehicle Expenses	238,640	226,591	225,094	215,019
Total Operating Expenses	**2,762,415**	**2,866,817**	**2,236,544**	**2,422,238**

The balance of other expenses is made up of general expense and other governance expense accounts which have been deemed immaterial.

	2026 GROUP	2025 GROUP	2026 PARENT	2025 PARENT
Disclosure of Audit Fees				
Audit or Review Related Services	57,162	45,025	32,210	20,500
Total Disclosure of Audit Fees	**57,162**	**45,025**	**32,210**	**20,500**

	2026 GROUP	2025 GROUP	2026 PARENT	2025 PARENT
7. Administration Expenses				
Bank Charges	1,006	2,423	739	1,117
Electricity & Telephone	54,197	56,502	54,197	54,394
General Expenses	39,180	41,639	36,774	40,479
Insurance	13,285	11,653	-	-
Low Cost Assets	14,507	27,141	14,507	27,141
Management Fees	11,845	2,580	-	-
Office Expenses	173,458	160,258	171,473	147,989
Professional Fees	-	7,502	-	-
Rates	73,344	39,198	-	-
Rent	136,812	85,934	348,214	242,456
Repairs & Maintenance	77,087	84,212	76,533	81,215
Subscriptions	30,097	29,152	27,254	22,095
Total Administration Expenses	**624,816**	**548,195**	**729,690**	**616,886**

	2026 GROUP	2025 GROUP	2026 PARENT	2025 PARENT
8. Employee Benefit Expenses				
Wages & Salaries	6,678,070	6,331,380	4,364,661	3,854,333
Defined Contribution Scheme Payments	175,951	108,288	125,643	106,137
Total Employee Benefit Expenses	**6,854,021**	**6,439,668**	**4,490,304**	**3,960,470**

	2026 GROUP	2025 GROUP	2026 PARENT	2025 PARENT
9. Grants and Koha				
He Peka Taonga Expenses	9,532	12,068	9,532	12,068
Board projects and Discretionary expenses	1,450	-	1,450	-
Kaumatua / Cultural Support	63,773	15,442	63,773	15,442
Total Grants and Koha	**74,754**	**27,510**	**74,754**	**27,510**

	2026 GROUP	2025 GROUP	2026 PARENT	2025 PARENT
10. Cash and Cash Equivalents				
Petty Cash	183	476	183	476
Cash Balances at Bank	1,429,173	1,658,870	1,250,486	1,348,659
Short Term Deposits	3,500,000	-	3,500,000	-
Total Cash and Cash Equivalents	**4,929,355**	**1,659,346**	**4,750,668**	**1,349,135**

Cash and Cash Equivalents Accounting Policy

Bank accounts and cash in the Statement of Cash Flows comprise cash balances and bank balances (including short term deposits) with original maturities of 90 days or less.

Cash and cash equivalents includes cash on hand, deposits held at call with financial institutions, other short-term, highly liquid investments with original maturities of three months or less that are readily convertible to known amounts of cash and which are subject to an insignificant risk of changes in value. Bank overdrafts, where applicable, are shown within current liabilities on the statement of financial position.

There are no restrictions over any of the cash and cash equivalent balances held by the Group and Parent.

Per annum annual interest rate ranges applicable to components of cash and cash equivalents:
Petty Cash: 0% (2025: 0%)
Cash Balances at Bank: 0.1% - 3.0% (2025: 0.4%)

Financial Instruments

Recognition and Initial Measurement
A financial asset or financial liability is recognised when the Group and Parent becomes a party to the contractual provisions of the instruments. Financial assets and financial liabilities are initially measured at fair value. Transactions costs that are directly attributable to the acquisition or issue of financial assets and financial liabilities are added to or deducted from the fair value of the financial assets or financial liabilities, as appropriate, on initial recognition. At initial recognition, an entity may measure short-term receivables and payables at the original invoice amount if the effect of discounting is immaterial.

(i) Classification and Subsequent Measurement
Financial Assets
Financial assets within the scope of PBE IPSAS 41 Financial Instruments are initially recognised at fair value plus transaction costs unless they are measured at fair value through other comprehensive revenue and expenses, in which case the transaction costs are recognised in other comprehensive revenue and expenses. The classifications of the financial assets are determined at initial recognition.
Accounts receivable are reduced through the use of an allowance account. When a receivable is uncollectable, it is written off against the allowance account. A receivable is deemed to be uncollectable upon reference to the current customer circumstances and past default experience. Changes in the carrying amount of the allowance account are recognised in the surplus and deficit.
The Group and Parent recognises the gains on investments that meet the criteria of an equity instrument under PBE IPSAS 28 at fair value through other comprehensive revenue and expenses as they are not held for trading in accordance with PBE IPSAS 41.

Financial Liabilities
Financial liabilities within the scope of PBE IPSAS 41 Financial Instruments are initially recognised at fair value plus directly attributable transaction costs and are subsequently classified at amortised cost using the effective interest method.
Accounts payable are recognised initially at fair value (the invoiced amount) and are classified as an 'amortised cost' financial liability. If the Group or Parent has been provided with extended terms of trade, they are subsequently amortised using the effective interest method. The Group and Parent has financial risk management policies in place to ensure all payables are paid within the credit timeframe.

(ii) Derecognition
Financial Liabilities
The Group and Parent derecognises financial liabilities when, and only when, the obligations are discharged, cancelled or have expired. The difference between the carrying amount of the financial liability derecognised and the consideration paid and payable is recognised in the profit or loss.

(iii) Impairment
Financial Assets
The Group and Parent assess on a forward looking basis the expected credit losses associated with its debt instruments carried at amortised cost. The impairment methodology applied depends on whether there has been a significant increase in credit risk.
For accounts receivable, the Group and Parent applies the simplified approach permitted by PBE IPSAS 41, which requires expected lifetime losses to be recognised from initial recognition of the receivables.
For financial assets carried at amortised cost that are not accounts receivable, the Group and Parent uses the general expected credit loss approach, which requires recognition of either 12-month expected credit losses depending on whether there has been a significant increase in credit risk.

Financial Liabilities
Other financial liabilities, are initially measured at fair value, net of transaction costs. Financial liabilities are subsequently measured at amortised cost using the effective interest method. The effective interest rate is the rate that exactly discounts estimated future cash payments through the expected life of the financial liability, or, where appropriate, a shorter period to the net carrying amounts on initial recognition.

11. Financial Instruments

	2026 GROUP	2025 GROUP	2026 PARENT	2025 PARENT
Equity Instruments				
Shares	531,000	416,040	531,000	416,040
Total Equity Instruments	**531,000**	**416,040**	**531,000**	**416,040**
Debt Instruments				
Bonds	28,843	27,506	28,843	27,506
Term Deposits	2,524,676	5,795,625	1,818,676	5,121,199
Total Debt Instruments	**2,553,519**	**5,823,130**	**1,847,519**	**5,148,705**
Term Deposit reclassified to Cash and Cash Equivalents	3,500,000	-	3,500,000	-
Total Financial Instruments	**6,584,519**	**6,239,170**	**5,878,519**	**5,564,744**

	2026 GROUP	2025 GROUP	2026 PARENT	2025 PARENT
Fair value gain (loss) for the year				
Fair Value Gain on Financial Asset Revaluation	116,297	122,452	116,297	122,452

The Group and Parent hold a number of investments in Shares and Bonds within various entities.

Investments are stated at market value, and reassessed on an annual basis with reference to quoted market prices. The shares are held in publicly listed companies on the NZX. The shares are valued at fair value, using the bid price per the NZX at year end. Changes in fair value are recognised in Other Comprehensive Revenue and Expenses.

The Bonds are valued using the debt percentage per the NZX Debt Market. The bonds are valued at fair value, using the debt percentage per the NZX Debt Market at year end.

Per annum annual interest rates applicable to Term Deposits: 3.45% - 3.80% pa. (2025: 3.90% - 5.60%)

Dividend Income
Dividend income is recognised when the Group and Parent's right to receive payment is established, and the amount can be reliably measured. Dividend income is recognised in the consolidated statement of comprehensive revenue and expense as it is earned.

Interest Income
Interest income is recognised on a time-proportion basis using the effective interest method. Interest income is recognised in the consolidated statement of comprehensive revenue and expense as it is earned.

	2026 GROUP	2025 GROUP	2026 PARENT	2025 PARENT
12. Accounts Receivable				
Accounts Receivable	1,451,800	1,407,181	842,409	1,027,449
Accrued Income	12,784	64,295	-	-
Allowance for Doubtful Debts	(76,725)	-	(76,725)	-
Net accounts receivables from exchange transactions	**1,387,858**	**1,471,476**	**765,684**	**1,027,449**

Accounts receivable are shown net of allowances for bad and doubtful debts of $76,725 (2025: $Nil).

Accounts Receivable Accounting Policy

Receivables represent items that the Group and Parent has issued invoices for, or accrued for, but has not received payment for at year end. Receivables are initially recorded at fair value (including attributable transaction costs) and subsequently recorded at amortised cost.

Accounts receivable are reduced through the use of an allowance account. When a receivable is uncollectable, it is written off against the allowance account. A receivable is deemed to be uncollectable upon reference to the current customer circumstances and past default experience. Changes in the carrying amount of the allowance account are recognised in the surplus and deficit.

Significant Judgements and Estimates
Short-term receivables are recorded at the amount due, less an allowance for expected credit losses (ECL). The allowance is generally calculated based on lifetime ECL using the simplified approach. In measuring ECL, short-term receivables are assessed on a collective basis where they possess shared credit risk characteristics.
Where specific credit risk indicators exist, receivables are assessed individually. At balance date, an allowance for expected credit losses of $76,725 has been recognised against the vaccination outreach services receivable based on an individual assessment of the expected recoverability of this balance. Short-term receivables are written off when there is no reasonable expectation of recovery.

13. Joint Venture

The Parent holds joint control over the following joint ventures, which are accounted for using equity method.

Name	Country	2026 Ownership	2025 Ownership
WBOP Primary Health Organisation	NZ	25%	25%

WBOP Primary Health Organisation is a company under The Companies Act 1993 and are domiciled in New Zealand.
There were no contingent liabilities relating to interests in joint ventures to which the Parent was jointly and/or severally

liable.

There were no contingent assets relating to interests in joint ventures to which the Parent would benefit either jointly and/or severally.

There were no capital or other commitments relating to interests in joint ventures to which the Parent was jointly an/or severally liable.

The total investment in the joint venture can be attributed to the following:

WBOP Primary Health Organisation	**2026**	**2025**
Balance at beginning of period	1,236,250	1,747,000
Share of equity accounted investees surplus/(deficit) for the year	(307,603)	(510,750)
Balance at end of period	**$928,647**	**$1,236,250**

All associates have the same reporting date as the Parent, being 30 June.

The WBOP Primary Health Organisation (PHO) primary focus is on health equity. In its essence, health equity is about fairness. The PHO serves a diverse community with differing levels of advantage that require different support, resources, and approaches. The PHO act as a korowai (caring and protecting) to the community through a range of support, health services, and programmes to support wellness. Focusing on wellness enables people to shape their own health and well-being.

Joint Venture Accounting Policy

The Parent is a party to a joint arrangement where there is a contractual arrangement that confers joint control over relevant activities of the arrangement to the Parent and PHO. Joint control is assessed under the same

principles as control over subsidiaries. The Parent entered into such an arrangement with PHO in August 2003.
The Parent classifies its interests in the joint arrangement as joint operations. The Parent has both the rights to assets and obligations for liabilities of the joint arrangement.
In assessing the classification of interests in joint arrangement, the Parent considers:
• The structure of the joint arrangement
• The legal form of the joint arrangement
• The contractual terms of the joint arrangement
• Any other facts and circumstances.
Each party account for its interests in joint ventures in the same manner as investments using the equity method.
Any premium paid for an investment in a joint venture above the fair value of the Parent hare of the identifiable assets, liabilities and contingent liabilities acquired is capitalised and included in the carrying amount of the investment in joint venture. Where there is objective evidence that the investment in a joint venture has been impaired the carrying amount of the investment is tested for impairment in the same way as other non-financial assets.
The parent accounts for its interests in joint operations by recognising its share of assets, liabilities, revenues and expenses in accordance with its contractually conferred rights and obligations. In accordance with PBE IPSAS 37 Joint Arrangements, the Group is required to apply all of the principles of PBE IFRS 3 Business Combinations when it acquires an interest in a joint operation that constitutes a business as defined by PBE IFRS 3.

Judgement
For all joint arrangements structured in separate vehicles Ngati Ranginui must assess the substance of the joint arrangement in determining whether it is classified as a joint venture or joint operation. This assessment requires Ngati Ranginui to consider whether it has rights to the joint arrangement's net assets (in which case it is classified as a joint venture), or rights to and obligations for specific assets, liabilities, expenses, and revenues (in which case it is classified as a joint operation).
Factors Ngati Ranginui must consider include:
• Structure
• Legal form
• Contractual agreement
• Other facts and circumstances.
Upon consideration of these factors, Ngati Ranginui has determined that all of its joint arrangements structured through separate vehicles give it rights to the net assets and are therefore classified as joint ventures.

	2026 GROUP	2025 GROUP	2026 PARENT	2025 PARENT
14. Intangible Assets				
Fishing Quota at Cost	165,139	165,139	165,139	165,139

There has been no movement in cost of Fishing Quota for all reported periods.

Intangible Assets Accounting Policy

(i) Recognition and measurement:
Fishing quota is deemed to have an indefinite useful life so is carried at cost less accumulated impairment losses. An impairment loss is recognised when the cost of the quota is no longer recoverable through its normal use. Impairment losses are recognised as an expense when the asset is identified as being impaired.

(ii) Impairment of Indefinite Life Intangible Assets:
The entity has performed its annual impairment testing of intangible assets with indefinite useful lives as at 30 June 2026. No impairment losses have been identified or recognised in the current financial year.

(iii) Security and restrictions
There are no intangible assets with restrictions to title, nor pledged as security, over the Group and Parent's liabilities (2025: $NIL).

	2026 GROUP	2025 GROUP	2026 PARENT	2025 PARENT
15. Investment Property				
Cost				
Opening Balance	4,642,418	-	-	-
Additions / Purchases	12,438	4,642,418	-	-
Total Cost	**4,654,856**	**4,642,418**	**-**	**-**
Accumulated Depreciation				
Opening Accumulated Depreciation	(93,097)	-	-	-
Current Year Depreciation	(66,668)	(93,097)	-	-
Adjustment to Prior Years Opening Balance	60,551	-	-	-
Total Accumulated Depreciation	**(99,214)**	**(93,097)**	**-**	**-**
Land & Buildings: Work in Progress	256,693	-	256,693	-
Total Investment Property	**4,812,335**	**4,549,321**	**256,693**	**-**

Investment Property Accounting Policy

The Group holds Investment properties that are held to earn rental income and are measured using the cost model in accordance with PBE IPSAS 16. Initial recognition is at cost, including transaction costs. Subsequent measurement is at cost less accumulated depreciation and impairment losses.

Depreciation:

Depreciation for buildings is based on the cost amount less its residual value.
Depreciation is recognised in surplus or deficit on a straight-line (SL) basis over the estimated useful lives of each component of an item of the Investment Property.

The following estimated depreciation rates have been used:

Fixed Asset	Method	Rate
Land	Not Depreciated	0%
Buildings	SL	2%
Chattels	SL	12.5%-13.5%

Depreciation methods, useful lives and residual values are reviewed at reporting date and adjusted if appropriate.

16. Group Entities

Basis of Consolidation

(i) Controlled entities
Controlled entities, Ngāti Ranginui Housing Home & Community Support Services and Ngāti Ranginui Limited Partnership are entities controlled by Ngāti Ranginui Iwi Society Incorporated ('the Parent'). The Parent controls an investee if all three of the following elements are present: power over the investee, exposure to variable returns from the investee, and the ability of the investor to use its power to affect those variable returns. Control is reassessed whenever facts and circumstances indicate that there may be a change in any of these elements of control. The financial statements of the Parent's controlled entities are included in the consolidated financial statements from the date that control commences until the date that control ceases.

The financial statements of the controlled entities are prepared for the same reporting period as the controlling entity, using consistent accounting policies.

(**ii) Transactions eliminated on consolidation**
Intra-group balances and transactions, and any unrealised income and expenses arising from intra-group transactions, are eliminated in preparing the consolidated financial statements.

Unrealised gains arising from transactions with equity accounted associates and jointly-controlled-entities are eliminated against the investment to the extent of the Parent's interest in the investee.
Unrealised losses are eliminated in the same way as unrealised gains, but only to the extent that there is no evidence of impairment.

17. Key Management Personnel Renumeration

Key management personnel comprise senior management personnel who have authority and responsibility for planning, directing and controlling the activities of the entity.

	FTE 2026	FTE 2025	2026 Group	2025 Group	2026 Parent	2025 Parent
Total Remuneration	9	9	1,186,164	1,045,240	1,186,164	1,045,240

18. Related Party Transactions

Related parties of Ngāti Ranginui Iwi Society Incorporated (the Society) include Ngāti Ranginui Limited Partnership and Ngāti Ranginui Home & Community Support Services Company Limited as wholly owned subsidiaries that are included in the Group consolidation.

Other related parties include Ngāti Ranginui GP Limited and Ngāti Ranginui Fisheries Holding Company Limited through common ownership.

(i) Key Management Personnel Remuneration
All trustees are beneficiaries of Ngati Ranginui Iwi Society Incorporated (the Society) and are therefore considered related parties. During the year honoraria / Trustees fees were paid to the Chairman and Trustees:

Officers 2026	Position	No: Attendances	Officers Fees $
Charles Rahiri	Chairperson	59	71,096
Marion Suaree Borell	Deputy Chairperson	49	59,171
Raua Reihana	Hangarau Marae	29	38,001
Desmond Tata (resigned 31/05/2026)	Huria Marae	12	11,989
Jade Borell-Baber	Paparoa Marae	32	25,889
Veronica Waiari	Tawhitinui Marae	29	24,489
Anahera Akuhata	Tutereinga Marae	5	3,750
Alison Flavell	Waimapu Marae	18	18,689
Jacqueline Rolleston-Steed	Tutereinga Marae	26	21,739
Joseph Turapaki Gardiner	Hairini Marae	29	24,189
Brendon Ngarino Te Waati	Wairoa Marae	16	17,689
Candice Thomas	Tuapiro Marae	28	23,389
Noeline Tuhakaraina	Poututerangi Marae	12	9,159
Adrian Ngairo Eruera (appointed 31/12/2025	Huria Marae	7	7,150
	Total Remuneration		**$356,389**

Officers 2025	Position	No: Attendances	Officers Fees $
Charles Rahiri	Chairperson	42	34,430
Marion Suaree Borell	Deputy Chairperson	50	32,885
Raua Reihana	Hangarau Marae (Alternate Veronica Seddon)	30	15,845
Desmond Tata	Huria Marae	29	15,595
Jade Borell-Baber	Paparoa Marae	14	17,735
Veronica Waiari	Tawhitinui Marae	33	15,845

Piripi Paraeana	Tuapiro Marae	35	11,170
Anahera Akuhata	Tutereinga Marae	1	1,570
Alison Flavell	Waimapu Marae	15	11,775
Joseph Gardiner	Hairini Marae	27	15,310
Noeline Tuhakaraina	Poututerangi Marae	15	11,775
Jacqui Rolleston-Steed	Tutereinga Marae (Alternate)	29	15,560
Brendon Te Waati	Wairoa Marae	14	10,990
Candice Thomas	Tuapiro Marae	11	5,960
	Total Remuneration		**$216,445**

ii) Transactions With Other Related Parties

The Parent and Group transact with other related parties in the normal course of their business. Such entities include subsidiaries, associates, other investees and those related by virtue of common or substantially common beneficiaries and governance or management.

Desmond Tata (Board member- resigned 31 May 2026) – provides cultural support to NRI Society as Te Arai Partnership $17,000.00.

Adrian Ngairo Eruera (Board member)-provides services to NRI Society as Tawhana Limited $10,000.00

Group

During the year the Group generated revenue from the following related parties and at year end, the following balances remain due:

Other Related Parties	**2026**	**2025**
Revenue		
Ngati Ranginui Fisheries Trust	10,888	21,938
Ngati Ranginui Fisheries Holding Company	1,354	-
WBOP Primary Health Organisation Ltd	1,140,552	1,163,000
Total Revenue	**$1,152,794**	**$1,184,938**

Receivables	**2026**	**2025**
Ngati Ranginui Fisheries Trust	-	288
Ngati Ranginui Fisheries Holding Company	-	-
WBOP Primary Health Organisation Ltd	110,501	342,490
Total Receivables	**$110,501**	**$342,778**

The above entities are related by common beneficiaries, including the joint venture with Western Bay of Plenty Primary Health Organisation Limited.

Parent

During the year, the Parent generated revenue from the following related parties and at year end, the following balances remained due:

Other Related Parties	2026	2025
Revenue		
Ngati Ranginui Fisheries Trust	10,888	21,938
Ngati Ranginui Fisheries Holding Company	1,354	-
WBOP Primary Health Organisation Ltd	1,140,552	1,094,372
Ngati Ranginui Limited Partnership	263,576	208,695
Ngati Ranginui Home & Community Support Services Company Limited	1,039,144	684,840
Total Revenue	**$2,455,514**	**$2,009,845**
Receivables		
Ngati Ranginui Fisheries Trust	-	288
WBOP Primary Health Organisation Ltd	110,501	342,490
Ngati Ranginui Home & Community Support Services Company Limited	75,383	63,871
Ngati Ranginui Limited Partnership	5,025,904	3,824,902
Total Receivables	**$5,211,788**	**$4,231,551**
Purchases		
Ngati Ranginui Home & Community Support Services Company Limited	17,920	80,000
Total Purchases	**$17,920**	**$80,000**
Payables		
Ngati Ranginui Home & Community Support Services Company Limited	500,000	300,000
Total Payables	**$500,000**	**$300,000**

The above entities are related by common beneficiaries, including Western Bay of Plenty Primary Health Organisation Limited (WBOPPHO) due to Ngati Ranginui Iwi Society's shareholding in WBOPPHO.

	2026 GROUP	2025 GROUP	2026 PARENT	2025 PARENT
19. Accounts Payable				
Accounts Payable	104,775	171,328	99,163	167,702
Accrued Expenses	199,424	64,463	95,129	21,900
Total Accounts Payable	**304,199**	**235,791**	**194,291**	**189,601**

Accounts Payable Accounting Policy

Accounts payable are obligations to pay for goods and services that have been acquired in the ordinary course of business from suppliers. Accounts payable are classified as current liabilities if payment is due within one year or less. If not, they are presented as non-current liabilities.

Accounts payable are recognised initially at fair value (the invoiced amount) and are classified as an 'amortised cost' financial liability. If the Group or Parent has been provided with extended terms of trade, they are subsequently amortised using the effective interest method. The Group and Parent has financial risk management policies in place to ensure all payables are paid within the credit timeframe.

20. Income Received in Advance

Income in advance represents funding received where the associated conditions or obligations have not been satisfied at balance date. The amounts are recognised as revenue when the relevant conditions or obligations are met.

	Group 2026	Group 2025	Parent 2026	Parent 2025
Ministry of Social Development	229,000		229,000	
Lottery NZ	120,000		120,000	
Ministry of Education	159,931		159,931	
Ministry of Housing and Urban Development		86,366		86,366
Te Wai Moari Trust		98,625		98,625
Pelco		3,375		3,375
Other income		5,526		5,526
Total	**$508,931**	**$193,892**	**$508,931**	**$193,892**

	2026 GROUP	2025 GROUP	2026 PARENT	2025 PARENT
21. Employee Entitlements				
Accrued Wages, Salaries and Holiday Pay	428,065	411,764	235,622	193,192
Other Payroll Liabilities	233,199	167,220	187,522	131,424
Total Employee Entitlements	**661,264**	**578,984**	**423,144**	**324,616**

Employee Entitlements Accounting Policy

Liabilities for wages and salaries, including non-monetary benefits and annual leave are recognised in employee benefits in respect of employees' services up to the reporting date and are measured at the amounts expected to be paid when the liabilities are wholly settled.
Employee entitlements to salaries and wages, annual leave, long service leave and other benefits are recognised when they accrue to employees.

Other payroll liabilities include short-term amounts relating to child support, student loans, and other staff deductions. These individual items are considered immaterial.

	2026 GROUP	2025 GROUP	2026 PARENT	2025 PARENT
22. Term Loans				
ANZ Business Term Loan - Current Portion	115,852	2,423,953	-	-
ANZ Business Term Loan - Non Current Portion	1,494,276	549,116	-	-
Total Term Loans	**1,610,128**	**2,973,069**	**-**	**-**

ANZ Business Term Loan 1001 - Ngati Ranginui Limited Liability Partnership
Interest Rate 5.64% Maturity Date: 28 April 2028

The loan requires monthly interest and principal repayments with the last repayment due on 28 April 2028

Security
At reporting date all ANZ loans are secured over the properties the loans have been obtained for.

23. Commitments

The following amounts have been committed by the Group and Parent but are not recorded in either the Statement of Financial Position or the Statement of Comprehensive Revenue and Expenses.

a) Operating Lease Commitments

	2026 GROUP	2025 GROUP	2026 PARENT	2025 PARENT
Commitments				
No Later Than One Year	181,888	167,433	337,091	428,489
Later Than One Year and No Later Than Five Years	41,751	49,104	835,068	545,779
Later Than Five Years	-	-	1,264,095	1,254,292
Total Commitments	**223,639**	**216,537**	**2,436,254**	**2,228,560**

Capital Expenditure Commitments

At balance date, the Parent had capital commitments of $256,693 (2025: Nil). These commitments relate to the fit out of the office premises.

Operating Lease Accounting Policy

Leases that are not finance leases are classified as operating leases.

Operating leases are not recognised in the Group or Parent's statement of financial position. Payments made under operating leases are recognised in surplus or deficit on a straight-line basis over the term of the lease. Lease incentives received are recognised as an integral part of the total lease expense, over the term of the lease.

24. Contingencies

Contingent Liabilities
There were no contingent liabilities as at 30 June 2026 (Prior Year: $NIL) for the Group or Parent.

Contingent Assets
There were no contingent assets as at 30 June 2026 for the Group or Parent (2025: The Parent Company had a contingent asset relating to a legal claim against Port of Tauranga Limited for breach of contract, with an estimated financial effect of $1.94 million).

25. Property Plant and Equipment Accounting Policy

Recognition and measurement:
All property plant and equipment is stated at historical cost less accumulated depreciation and accumulated impairment.

Items of property, plant and equipment are subsequently measured either under the Cost model: Cost (or fair value for items acquired through non-exchange transactions) less accumulated depreciation and impairment.

Security held over items of property plant and equipment
At reporting date, certain land, buildings, with a carrying amount of $1,931,422 (2025: $1,943,280) are subject to a first mortgage to secure bank loans.

Depreciation:
For vehicles, buildings, and plant and equipment, depreciation is based on the cost of an asset less its residual value, and for buildings is based on the revalued amount less its residual value.

Depreciation is recognised in surplus or deficit on a straight-line (SL) basis over the estimated useful lives of each component of an item of property, plant and equipment. Leased assets are depreciated over the shorter of the lease term and their useful lives unless it is reasonably certain that the Group will obtain ownership by the end of the lease term.

The following estimated depreciation rates have been used:

Fixed Asset	Method	Rate
Land	Not Depreciated	0%
Buildings	SL	2%
Plant & Equipment	SL	4 - 36%
Vehicles	SL	18%

Depreciation methods, useful lives and residual values are reviewed at reporting date and adjusted if appropriate.

A RDR disclosure concession has been applied in accordance with PBE IPSAS 17, para 88.1. Under this standard, Tier 2 entities are not required to disclose the reconciliation of prior year property, plant and equipment.

Notes to the Consolidated Financial Statements - Continued

Ngāti Ranginui Iwi Society Incorporated
For the year ended 30 June 2026

Group:

	LAND & BUILDINGS	VEHICLES	PLANT & EQUIPMENT	TOTAL
Cost 2026				
Balance at 1 July 2025	5,713,215	102,883	752,974	6,568,972
Additions	-	-	101,215	101,215
Reclassified Investment property PPE	-	-	(6,347)	(6,347)
Balance at 30 June 2026	5,713,215	102,883	847,842	6,663,840

	LAND & BUILDINGS	VEHICLES	PLANT & EQUIPMENT	TOTAL
Accumulated Depreciation 2026				
Balance at 1 July 2025	(219,222)	(40,002)	(496,415)	(755,639)
Additions	(139,215)	(25,521)	(93,720)	(260,806)
Balance at 30 June 2026	(358,437)	(65,523)	(590,135)	(1,016,445)

	LAND & BUILDINGS	VEHICLES	PLANT & EQUIPMENT	TOTAL
Carrying Amounts				
Balance at 30 June 2025	5,493,993	62,881	256,459	5,812,660
Balance at 30 June 2026	5,354,778	37,360	257,707	5,647,495

Parent:

	LAND & BUILDINGS	VEHICLES	PLANT & EQUIPMENT	TOTAL
Cost 2025				
Balance at 1 July 2024	653,000	102,884	630,782	1,386,666
Additions	-	-	55,603	55,603
Disposals	(653,000)	-	-	(653,000)
Balance at 30 June 2025	-	102,884	686,385	789,269

	LAND & BUILDINGS	VEHICLES	PLANT & EQUIPMENT	TOTAL
Cost 2026				
Balance at 1 July 2025	-	102,884	686,385	789,269
Additions	-	-	101,216	101,216
Disposals	-	-	-	-
Balance at 30 June 2026	-	102,884	787,601	890,485

	LAND & BUILDINGS	VEHICLES	PLANT & EQUIPMENT	TOTAL
Accumulated Depreciation 2025				
Balance at 1 July 2024	(46,350)	(40,003)	(397,256)	(483,609)
Additions	-	-	(45,780)	(45,780)
Disposals	46,350	-	-	46,350
Balance at 30 June 2025	-	(40,003)	(443,036)	(483,039)

	LAND & BUILDINGS	VEHICLES	PLANT & EQUIPMENT	TOTAL
Accumulated Depreciation 2026				
Balance at 1 July 2025	-	(40,003)	(443,036)	(483,039)
Additions	-	(25,521)	(93,250)	(118,771)
Disposals	-	-	-	-
Balance at 30 June 2026	-	(65,524)	(536,286)	(601,810)

	LAND & BUILDINGS	VEHICLES	PLANT & EQUIPMENT	TOTAL
Carrying Amounts				
Balance at 30 June 2025	-	62,881	243,349	306,228
Balance at 30 June 2026	-	37,360	251,315	288,675

Tel: +64 07 571 6280
E: tauranga@bdo.co.nz
www.bdo.nz

BDO TAURANGA
Level 1, 525 Cameron Road,
Tauranga 3110
PO Box 15660, Tauranga 3144
New Zealand

INDEPENDENT AUDITOR'S REPORT
TO THE BENEFICIARIES OF NGATI RANGINUI IWI SOCIETY INCORPORATED

Opinion

We have audited the general purpose financial report of Ngati Ranginui Iwi Society Incorporated ("the Society") and its Subsidiaries (together, "the Group"), which comprises the consolidated financial statements on pages 7 to 31, and the consolidated statement of service performance on pages 4 to 6. The complete set of consolidated financial statements comprise the consolidated statement of financial position as at 30 June 2026 the consolidated statement of comprehensive revenue and expense, consolidated statement of changes in net assets/equity, consolidated statement of cash flows for the year then ended, and notes to the consolidated financial statements, including a summary of significant accounting policies.

In our opinion the accompanying general purpose financial report presents fairly, in all material respects:

- the consolidated financial position of the Group as at 30 June 2026, and its consolidated financial performance, and its consolidated cash flows for the year then ended; and
- the consolidated statement of service performance for the year ended 30 June 2026, in that the service performance information is appropriate and meaningful and prepared in accordance with the Group's measurement bases or evaluation methods,

in accordance with Public Benefit Entity Standards Reduced Disclosure Regime ("PBE Standards RDR") issued by the New Zealand Accounting Standards Board.

Basis for Opinion

We conducted our audit of the consolidated financial statements in accordance with International Standards on Auditing (New Zealand) (ISAs (NZ)) and the audit of the consolidated statement of service performance in accordance with the ISAs (NZ) and New Zealand Auditing Standard 1 (NZ AS 1) (Revised) *The Audit of Service Performance Information (NZ)*. Our responsibilities under those standards are further described in the Auditor's Responsibilities for the Audit of the General Purpose Financial Report section of our report. We are independent of the Group in accordance with Professional and Ethical Standard 1 *International Code of Ethics for Assurance Practitioners (including International Independence Standards) (New Zealand)* issued by the New Zealand Auditing and Assurance Standards Board, and we have fulfilled our other ethical responsibilities in accordance with these requirements. We believe that the audit evidence we have obtained is sufficient and appropriate to provide a basis for our opinion.

Our firm assisted with the preparation and formatting of the financial statements.
Other than in our capacity as auditor we have no relationship with, or interests in, the Society or any of its subsidiaries.

Executive Committee's Responsibilities for the General Purpose Financial Report

Those charged with governance are responsible on behalf of the Group for:

(a) the preparation and fair presentation of the consolidated financial statements and consolidated statement of service performance in accordance PBE Standards RDR;

(b) the selection of elements/aspects of service performance, performance measures and/or descriptions and measurement bases or evaluation methods that present a statement of service performance that is appropriate and meaningful in accordance with PBE Standards RDR;

(c) the preparation and fair presentation of the statement of service performance in accordance with the Group's measurement bases or evaluation methods, in accordance with PBE Standards RDR;

PARTNERS: Janine Hellyer CA Paul Manning CA Donna Taylor CA Linda Finlay CA Michael Lim CA

BDO New Zealand Ltd, a New Zealand limited company, is a member of BDO International Limited, a UK company limited by guarantee, and forms part of the international BDO network of independent member firms. BDO New Zealand is a national association of independent member firms which operate as separate legal entities.

(d) the overall presentation, structure and content of the statement of service performance in accordance with PBE Standards RDR; and

(e) such internal control as those charged with governance determine is necessary to enable the preparation of the consolidated financial statements and consolidated statement of service performance that are free from material misstatement, whether due to fraud or error.

In preparing the general purpose financial report those charged with governance are responsible for assessing the Group's ability to continue as a going concern, disclosing, as applicable, matters related to going concern and using the going concern basis of accounting unless those charged with governance either intend to liquidate the Group or to cease operations, or have no realistic alternative but to do so.

Auditor's Responsibilities for the Audit of the General Purpose Financial Report

Our objectives are to obtain reasonable assurance about whether the consolidated financial statements as a whole, and the consolidated statement of service performance are free from material misstatement, whether due to fraud or error, and to issue an auditor's report that includes our opinion. Reasonable assurance is a high level of assurance, but is not a guarantee that an audit conducted in accordance with ISAs (NZ) and NZ AS 1 (Revised) will always detect a material misstatement when it exists. Misstatements can arise from fraud or error and are considered material if, individually or in the aggregate or collectively, they could reasonably be expected to influence the decisions of users taken on the basis of this general purpose financial report.

A further description of the auditor's responsibilities for the audit of the general purpose financial report is located at the XRB's website at:
https://www.xrb.govt.nz/standards/assurance-standards/auditors-responsibilities/audit-report-13-1/

This description forms part of our auditor's report.

Who we Report to

This report is made solely to the Society's beneficiaries, as a body. Our audit work has been undertaken so that we might state those matters which we are required to state to them in an auditor's report and for no other purpose. To the fullest extent permitted by law, we do not accept or assume responsibility to anyone other than the Society and the Society's beneficiaries, as a body, for our audit work, for this report or for the opinions we have formed.

BDO Tauranga

BDO Tauranga
Tauranga
New Zealand
23 November 2026

PERFORMANCE REPORT

For the year ended 30 June 2026

57 Entity Information

59 Approval of Financial Report

60 Statement of Service Performance

61 Statement of Financial Performance

62 Statement of Financial Position

63 Notes to the Performance Report

65 Notes to the Performance Report Property, Plant & Equipment





Contents

3 Entity Information

5 Approval of Financial Report

6 Statement of Service Performance

7 Statement of Financial Performance

8 Statement of Financial Position

9 Notes to the Performance Report

11 Notes to the Performance Report - Property, Plant & Equipment



Entity Information

He Peka Taonga A Ngati Ranginui Society Incorporated
For the year ended 30 June 2026

Type of Entity

Incorporated Society

Legal Basis

Incorporated under the Incorporated Societies Act 2022 and is a registered charity under the Charities Act 2005.
- Incorporated Society Registration Number 2551577
- Charities Services Registration Number CC47522

Purpose

The purpose of the society is to promote and advance the health, spiritual, physical, and economic well-being of the Ngati Ranginui Iwi within New Zealand, and in particular to manage and maintain Ngati Ranginui taonga and other significant cultural artwork and photographs.

Entity Structure

The Society has been established with a Chairperson, Deputy Chairperson and 10 marae representatives.

Chairperson:	Charlie Rahiri
Deputy Chairperson:	Marion Suaree Borell
Marae Representatives:	
Hairini	Turapaki Gardiner (Alternate: Marina Kawe-Peautolu)
Hangarau	Raua Reihana (Alternate: Veronica Seddon)
Huria	Desmond Tata (resigned 1/12/2025) (Alternate: Ngairo Eruera)
Paparoa	Jade Borell-Baber
Poututerangi	Noeline Tuhakaraina
Tawhitinui	Veronica Waiari (Alternate: Brian Nicholas)
Tuapiro	Candice Thomas (Alternate: Piripi Paraeana)
Tutereinga	Jacqui Rolleston-Steed (Alternate: Anahera Akuhata)
Waimapu	Alison Flavell (Alternate: Barbie Waaka)
Wairoa	Ngarino Te Waati

Auditors

The society's rules and regulations do not require these financial statements to be audited. The Officers of the Society have resolved that no auditor be appointed.

Accountants

BDO Tauranga Limited
Level 1, The Hub
525 Cameron Road
Tauranga, 3110

Business Address

166 Seventeenth Avenue, Tauranga

Main Sources of Cash and Resources

The society has no cash transactions or bank account. Its only resources are:

1. Non-cash current account transactions for expenses paid on behalf and a distribution of equal amount from Ngati Ranginui Iwi Society Incorporated, and

2. Volunteers and donees.

Main Method to Raise Funds

The Society has no fundraising activities. It relies on the generosity of volunteers for their time and donees for donated goods and services.

The Society's Reliance on Volunteers and Donated Goods and Services

The Society relies on beneficiary volunteer time and donated goods and services to promote the purposes of the Society and, in particular, to maintain and care for the taonga, artworks and photographs. The volunteers also man the waka and care for the taonga at cultural and community events.

Approval of Financial Report

He Peka Taonga A Ngati Ranginui Society Incorporated
For the year ended 30 June 2026

The Committee are pleased to present the approved financial report including the historical financial statements of He Peka Taonga A Ngati Ranginui Society Incorporated for year ended 30 June 2026.

APPROVED:



Chairman

Date 05/11/26



Committee Member

Date 05/11/26

Statement of Service Performance

He Peka Taonga A Ngati Ranginui Society Incorporated
For the year ended 30 June 2026

Description of Society's Outcomes

To manage and maintain Ngati Ranginui taonga, including the waka and piupiu and other significant cultural artwork and photographs.

To educate volunteers in the cultural aspects and provide them with the skills and experience to paddle the waka.

To provide piupiu for the use of Ngati Ranginui kapa haka cultural groups in their performances.

To support whanau, hapu and the wider community in the provision of cultural activities.

Description and Quantification of the Society's Outputs (to the Extent Practicable)

The Waka

Volunteer hours are based on 100 paddlers and 20 support staff at 30 hours each for each event.

	2026 (Actual)	2025 (Actual)
Volunteer Hours	5,000	7,200
Events: **Waitangi, Rā nehu Kiingi Tuheitia**	2	2
Number of Trained Paddlers:	100+	100+
Waka Wanaga Held:	2	10

Kapa Haka

The piupiu are provided for dress rehearsals and performances at Regional, Koroneihana, Te Matatini and Hui Aranga Events.

	2026 (Actual)	2025 (Actual)
Number of Participants:	30	40
Wananga Held:	2	1
Events Held:	2	1
Participant hours involvement, in excess of:	120	100

Additional Output Measures

The waka "Takitimu" comes with ceremonial procedures everytime it takes to the water.

Te Kapa Haka o Ngati Ranginui, Te Aranga and Te Puna Tauranga Moana share the Kapa Haka Kakahu (piupiu) which are used for major performances and dress rehearsals. The taonga (piupiu) are an integral part of Ngati Ranginui representation at major events, with a design unique to Ngati Ranginui.

Entity's Reliance on Volunteers and Donated Goods and Services

The Incorporated Society recognises that the taonga are maintained through the guardianship of a number of iwi members, who donate time, skills and experience, and donees who donate goods and services.

Statement of Financial Performance

He Peka Taonga A Ngati Ranginui Society Incorporated
For the year ended 30 June 2026

	NOTES	2026	2025
Reveue			
Koha	5	9,576	12,068
Total Reveue		**9,576**	**12,068**
Total Revenue		**9,576**	**12,068**
Expenses			
Expenses			
Depreciation		306	309
Insurance	5	9,532	9,161
General Expenses		44	-
Trailer Modifications		-	2,907
Total Expenses		**9,882**	**12,377**
Total Expenses		**9,882**	**12,377**
Net (Deficit) / Surplus		**(306)**	**(309)**

This performance report has been compiled without undertaking an audit engagemen tor review engagement and should be read with the Compilation Report-Disclaimer of Liability and Notes to the Financial Statements.

Statement of Financial Position

He Peka Taonga A Ngati Ranginui Society Incorporated
As at 30 June 2026

	NOTES	30 JUN 2026	30 JUN 2025
Assets			
Non current assets			
Property, plant and equipment		76,198	76,504
Total Non current assets		**76,198**	**76,504**
Total Assets		**76,198**	**76,504**
Net assets		**76,198**	**76,504**
Total Accumulated Funds			
Accumulated Funds	1	76,198	76,504
Total Total Accumulated Funds		**76,198**	**76,504**

Signed for and on behalf of the Society:

Chairman

05/11/26
Date

Officer

05/11/26
Date

This performance report has been compiled without undertaking an audit engagement or review engagement and should be read with the Compilation Report-Disclaimer of Liability and Notes to the Financial Statements.

Notes to the Performance Report

He Peka Taonga A Ngati Ranginui Society Incorporated
For the year ended 30 June 2026

Statement of Accounting Policies

Reporting entity

The financial statements presented here are for the entity He Peka Taonga A Ngati Ranginui Society Incorporated.

Basis of preparation

The entity has elected to apply Public Benefit Entity Simple Format Reporting - Accrual (Not-For-Profit) (PBE SFR - A (NFP)) on the basis that it does not have public accountability and has total annual expenses equal to or less than $2,000,000. All transactions in the Performance Report are reported using the accrual basis of accounting.

The Performance Report is prepared under the assumption that the entity will continue to operate in the foreseeable future. The directors have chosen to prepare special purpose financial statements which have been prepared in accordance with the requirements outlined under the Tax Administration (Financial Statements) Order 2014. These special purpose financial statements are thus not compliant with New Zealand Generally Accepted Accounting Practice.

Specific Accounting Policies

The specific accounting policies listed below have a material effect on the measurement of financial performance and financial position, and have been applied by the Society:

a) Revenue Recognition

Revenue is measured at the fair value of consideration received.

b) Property, Plant and Equipment

Property, Plant & Equipment are originally stated at the donated value, being original cost to Ngati Ranginui Iwi Society Incorporated less accumulated depreciation (see Note 2). Depreciation has been calculated using rates which write off the assets over their useful economic life, as shown below:

Buildings & Improvements 3% CP

Waka Equipment 5% DV

Plant and Equipment 10% CP

c) Taonga

The Taonga Waka is recorded at cost less any reduction in value (if any) as determined each year by the Society. Any impairment in value is treated as an expense in the year the impairment was recognised.

d) Income Tax

The Society is registered as a charitable entity under the Charities Act 2005. As such, the Society is exempt from the payment of Income Tax, as authorised by the Inland Revenue Department.

e) Changes in Accounting Policies

There has been no changes in accounting policies during the year.

This statement has been compiled without undertaking an audit engagement or review engagement and should be read with the Compilation Report-Disclaimer of Liability.

Goods and services tax

The entity is not registered for GST. Therefore all amounts are stated inclusive of GST.

Comparative figures

The comparative figures shown are for a twelve month period.

Presentation Currency

The Performance Report is presented in New Zealand dollars ($NZ) and all values are rounded to the nearest $NZ.

Notes to the Performance Report

	2026	2025
1. Accumulated Funds		
Opening Balance	76,504	76,813
(Deficit) / Surplus for the Year	(306)	(309)
Closing Retained Earnings	76,198	76,504

2. Commitments

There were no known commitments at balance date (2025: $Nil).

3. Contingent Liabilities

There were no known contingent liabilities at balance date (2025: $Nil).

4. Taonga

The Waka has been classified as a heritage asset to recognise its status as a taonga. There has been no change in valuation of this asset for the current financial period.

5. Related Party Transactions

The board of He Peka Taonga a Ngati Ranginui Society Incorporated and the board of Ngati Ranginui Iwi Society Incorporated comprise the same members.

During the year, Ngati Ranginui Iwi Society Incorporated paid on behalf of the Society the insurance expense on the Property, Plant & Equipment and the Toanga. It also made a non-cash distribution of equal amount to the Society. These transactions are recorded in the Society's Statement of Financial Performance.

No related party debts have been written off or forgiven during the year ended 30 June 2026 (2025: $Nil).

6. Statement of Cash Flows

As the society has no bank accounts or cash transaction the presentation of a statement of cash.

This statement has been compiled without undertaking an audit engagement or review engagement and should be read with the Compilation Report-Disclaimer of Liability.

Notes to the Performance Report - Property, Plant & Equipment

He Peka Taonga A Ngati Ranginui Society Incorporated
For the year ended 30 June 2026

	COST	CURRENT YEAR DEPRECIATION	ACCUMULATED DEPRECIATION	BOOK VALUE
2026 Fixed Assets				
Buildings & Improvements	8,588	258	3,525	5,063
Taonga Waka	70,210	-	-	70,210
Waka Equipment	2,004	49	1,079	925
Plant & Equipment	4,623	-	4,623	-
Total 2026 Fixed Assets	**85,425**	**306**	**9,227**	**76,198**

	COST	CURRENT YEAR DEPRECIATION	ACCUMULATED DEPRECIATION	BOOK VALUE
2025 Fixed Assets				
Buildings & Improvements	8,588	258	3,268	5,320
Taonga Waka	70,210	-	-	70,210
Waka Equipment	2,004	51	1,030	974
Plant & Equipment	4,623	-	4,623	-
Total 2025 Fixed Assets	**85,425**	**309**	**8,921**	**76,504**

NOTES

NOTES

NOTES

NOTES

NOTES



Ngāti Ranginui Iwi

NGĀTI RANGINUI IWI SOCIETY INCORPORATED
TE RŪNANGA O NGĀTI RANGINUI
166 SEVENTEENTH AVENUE · TAURANGA SOUTH · TAURANGA
RANGINUI.CO.NZ